

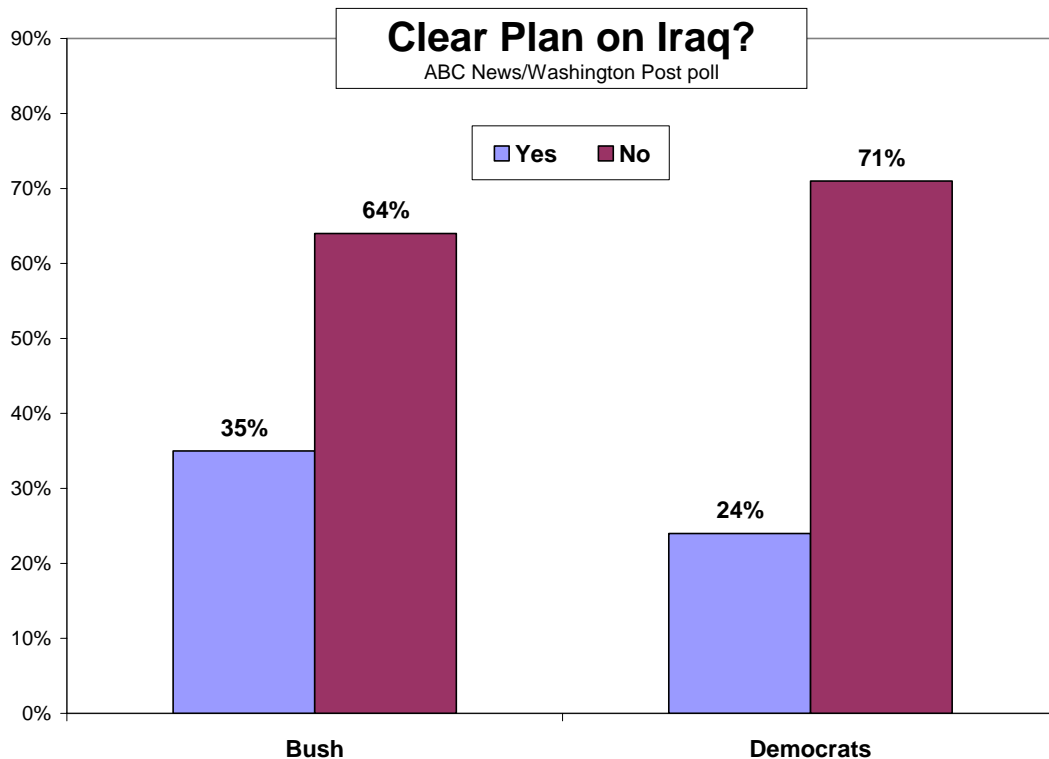
Slight Lift Eases Bush off the Brink; Difficulty on Iraq Hampers Democrats

Slightly less negative views on Iraq have eased George W. Bush's job rating off the political brink, while the lack of a better idea what to do there is helping to complicate the Democrats' opportunities in this fall's midterm election.

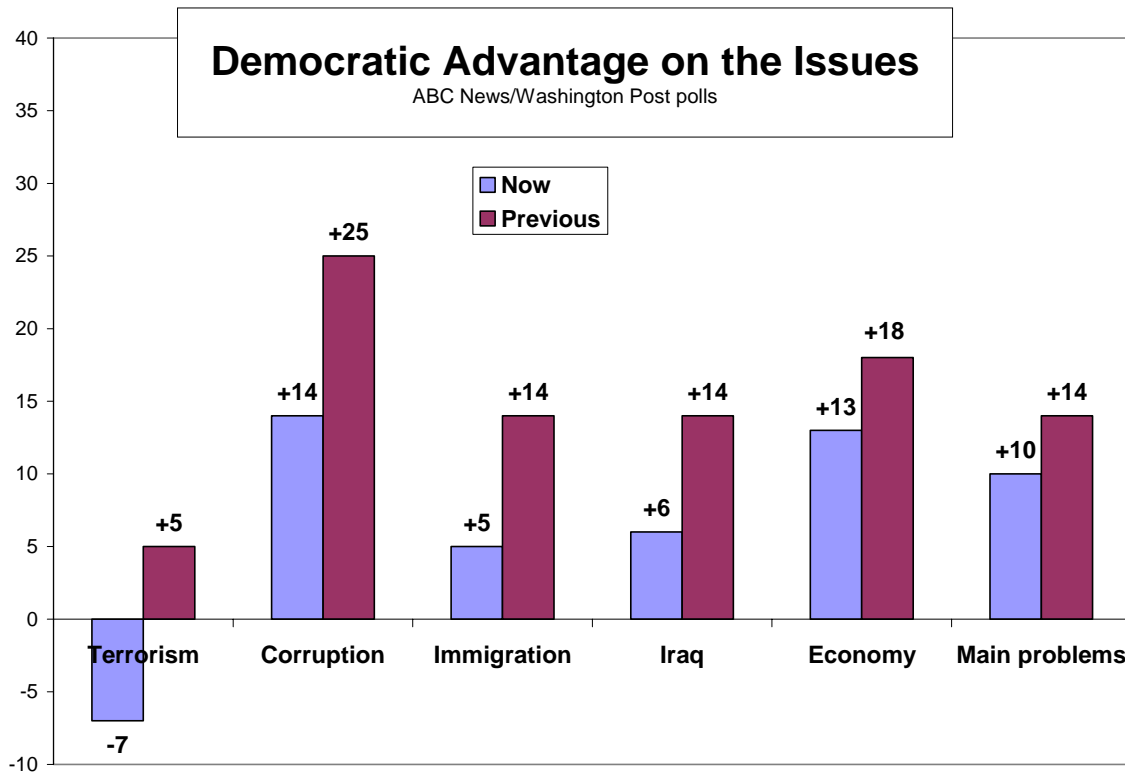
Bush is hardly in the clear: Just 38 percent in this ABC News/Washington Post poll approve of his work in office, up from 33 percent last month, a gain chiefly among moderate Republicans who'd been inching away. Sixty percent still disapprove of his performance, including just shy of half, a new high, who disapprove "strongly."

Iraq remains Bush's biggest problem. There's been a slight five-point advance (to an even split) in views that the United States is making progress there, and a five-point gain in approval of how he's handling it. But 58 percent still say the war was not worth fighting, just off its peak, and 64 percent say Bush lacks a clear plan what to do in Iraq.

However, after a fractured Democratic debate on withdrawal options last week, even more, 71 percent, say the Democrats lack a clear plan as well.



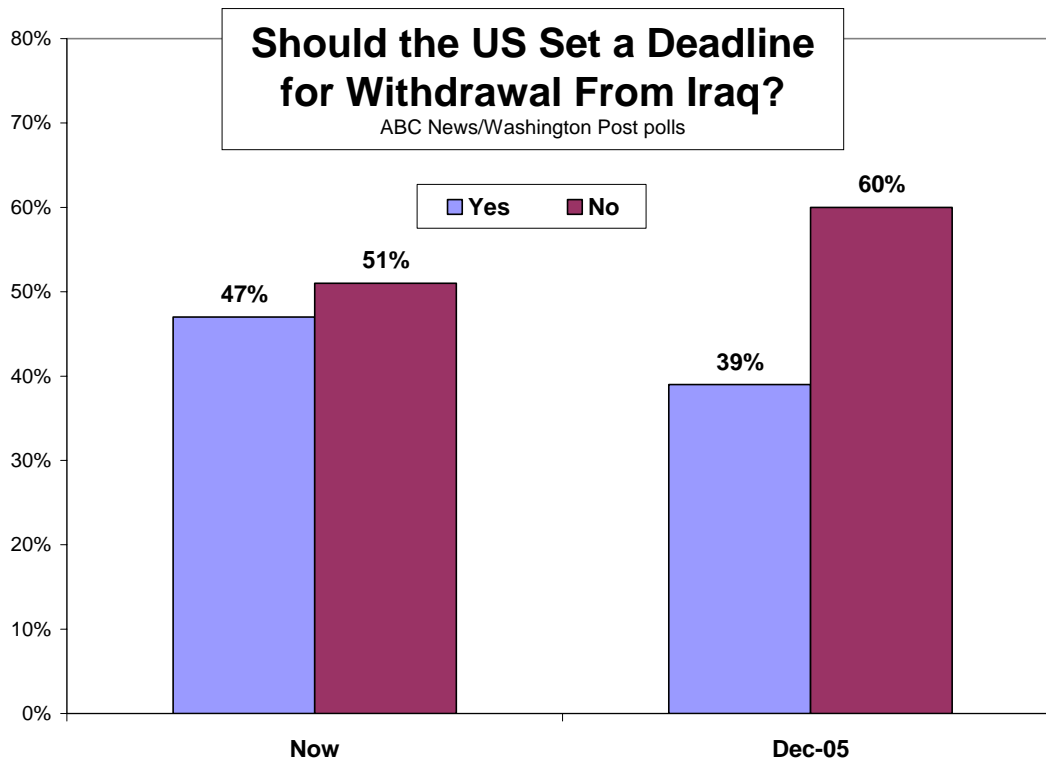
The Democrats maintain a substantial lead in overall voter preferences in November, but their advantages on specific issues have diminished. In trust to handle Iraq, a 14-point Democratic lead in May has slipped to six points now. And their advantage on national security has proved short-lived: A five-point Democratic edge on handling terrorism last month has shifted to a seven-point Republican advantage now. That change has occurred mainly among independents, the quintessential swing voters.



The Democrats also have lost ground in trust to handle immigration, a red-meat issue for core, conservative Republicans, and one on which congressional Republicans rebuked Bush last week by setting aside his two-pronged initiative – stronger border enforcement coupled with a program leading to residency status for many illegals here now.

Despite that spat, most of Bush’s gains in overall job approval have been in his own party: He’s improved by 14 points among Republicans in the past month, to 82 percent approval. Seventy-eight percent of moderate Republicans now approve of his performance, up 21 points from a career-low 57 percent in May.

IRAQ – With the difficulties in Iraq, a withdrawal deadline has gained in appeal. Given pro-and-con views (avoiding further casualties vs. the risk of encouraging the insurgents), Americans split on a withdrawal deadline, with 47 percent in favor, 51 percent opposed. Opposition is down from 60 percent in an ABC/Post poll six months ago.



Another problem in Iraq – charges that some U.S. military forces have intentionally killed civilians there – is broadly seen as an aberration, with 78 percent viewing these as “isolated incidents” rather than a more widespread problem. Indeed an overwhelming 86 percent approve of the way U.S. forces are handling their jobs in Iraq; 61 percent approve strongly.

Notably, even among Americans who say the war was not worth fighting, eight in 10 approve overall of the way U.S. forces are doing their jobs.

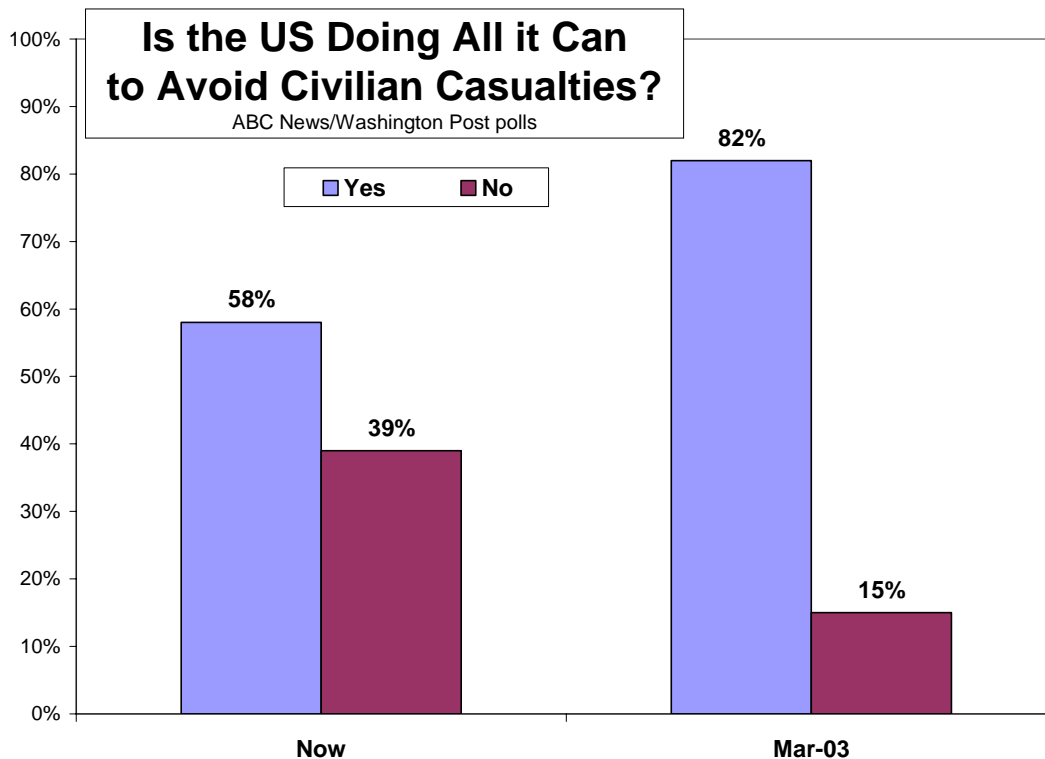
Still, there is broader recognition of a problem: Half the public is upset or even angry about the charges of civilian killings. And while 58 percent say the United States is doing enough to avoid civilian casualties in Iraq, that’s sharply down from 82 percent shortly after the war began in spring 2003. Nearly four in 10 now say the United States “should do more” to avoid such casualties; three years ago just 15 percent said so.

There are substantial divisions on whether the military is doing enough to avoid civilian casualties. Men are 15 points more likely to think so than women (66 to 51 percent), most young Americans think not, and while more than three in four Republicans and seven in 10 conservatives think so, more than half of Democrats and six in 10 liberals differ.

	US doing enough to avoid casualties?	
	Yes	No
Men	66%	32

Women	51	46
18-30	44	55
31+	63	34
Democrats	44	53
Republicans	77	22
Independents	56	41
Liberals	38	60
Moderates	59	39
Conservatives	71	27

Upset or anger about the civilian killings also peaks in some groups – in order, among liberal Democrats, better educated Americans, young adults and women (including equal numbers of Republican and Democratic women alike).

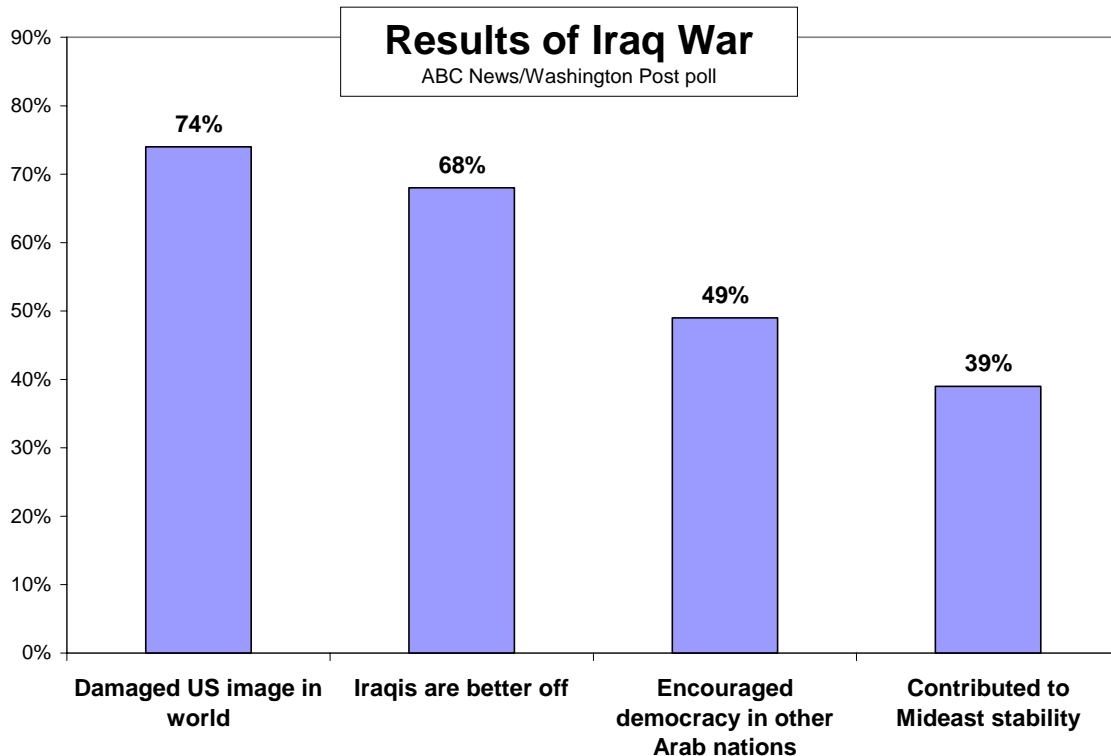


PROGRESS? – As noted, Americans divide now evenly on whether or not the United States is making significant progress restoring civil order in Iraq. While hardly optimistic, that’s better than it was in March, when 56 percent saw no such progress. The killing of al-Zarqawi and the formation of a new government under Nouri al-Maliki may have helped. (Bush got a similar bump in job approval after the capture of Saddam Hussein in December 2004, but it subsided within months.) Interestingly, views of progress have advanced the most among two largely unlike groups – Republicans and liberals.

Sustained rather than episodic progress in Iraq would be the best medicine, and there the public remains skeptical: Just 40 percent express confidence Iraq will have a stable democratic government a year from now, no better than views a year ago.

Some other views on Iraq also remain glum: Fifty-eight percent say the war has not contributed to peace and stability in the Mideast, and three-quarters say it's damaged the United States' image in the rest of the world.

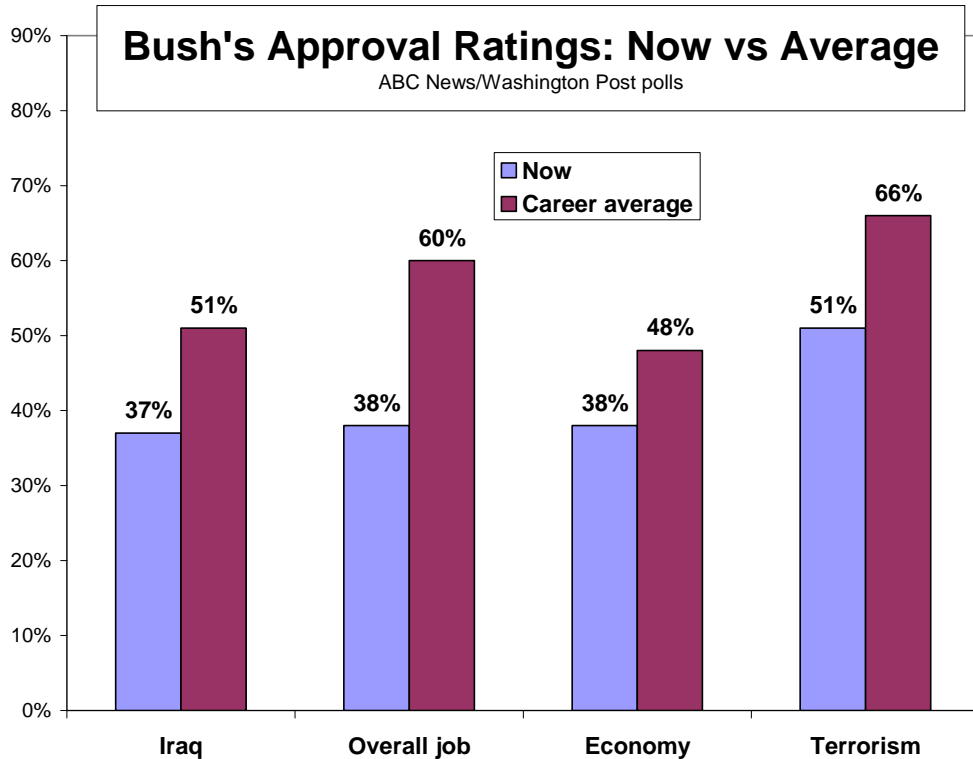
At the same time, despite the violence there, two-thirds still believe that overthrowing Saddam Hussein has helped to improve the lives of the Iraqi people. Americans divide on whether the war has encouraged democracy in other Arab nations.



The public continues also to divide on whether the war has improved long-term U.S. security, its chief rationale. However most, 56 percent, continue to see the war in Iraq as part of the war on terrorism; 57 percent think the war on terrorism more broadly is going well (down, however, from 65 percent in late 2003 and a high of 88 percent in January 2002); and nearly six in 10 say the country is safer now than it was before 9/11, the basic evaluation that got Bush re-elected in 2004.

Having the war in Iraq perceived as part of the war on terrorism is crucial for Bush. Holding that view significantly predicts support for the war, belief that it's contributed to U.S. security and belief that the United States is making progress there, even when political affiliation and ideology are held constant.

RATINGS and POLITICS – On Bush’s ratings on specific issues, 37 percent approve of his handling of Iraq, up from a career-low 32 percent last month, and 38 percent approve on the economy, unchanged. Fifty-one percent approve of his work on terrorism, long his best issue, although far below its past levels (a career average 66 percent up to now).



Looking to November, 52 percent of registered voters say they prefer the Democrat in their congressional district, 39 percent the Republican – a rough gauge only, given the dearth of truly competitive seats. It’s looked pretty much the same since last November.

The Democrats have a 10-point edge, 48 to 38 percent, in trust to handle the nation’s main problems. Their steadiest lead is in trust to handle the economy, a 52-39 percent advantage over the Republicans, and a valuable one for the Democrats, since the economy ties Iraq as the most-cited concern in this year’s elections.

But the Democrats’ lead on handling immigration issues has slipped to a scant five points, down from 14 points in May. And while the Democrats hold a 14-point lead on handling corruption, that’s down from 25 points this spring. Indeed, when it comes to dealing with corruption in Washington, 22 percent say they don’t trust either party.

METHODOLOGY – This ABC News/Washington Post poll was conducted by telephone June 22-25, 2006, among a random national sample of 1,000 adults. The results have a three-point error margin. Sampling, data collection and tabulation by TNS of Horsham, Pa.

Analysis by Gary Langer.

ABC News polls can be found at ABCNEWS.com at <http://abcnews.com/pollvault.html>.

Media contact: Cathie Levine, (212) 456-4934.

Full results follow (*= less than 0.5 percent).

1. Do you approve or disapprove of the way George W. Bush is handling his job as president? Do you approve/disapprove strongly or somewhat?

	----- Approve -----			----- Disapprove -----			No
	NET	Strongly	Somewhat	NET	Somewhat	Strongly	opin.
6/25/06	38	20	18	60	12	48	2
5/15/06	33	17	16	65	18	47	2
4/9/06	38	20	18	60	13	47	1
3/5/06	41	24	17	58	14	44	1
1/26/06	42	25	18	56	14	42	2
1/8/06	46	29	17	52	13	39	2
12/18/05	47	29	17	52	12	40	1
11/2/05	39	20	18	60	13	47	1
10/29/05	39	22	17	58	13	45	3
9/11/05	42	27	15	57	12	45	1
8/28/05	45	27	18	53	12	41	2
6/26/05	48	27	21	51	11	40	1
6/5/05	48	27	21	52	14	38	1
4/24/05	47	25	22	50	13	38	3
3/13/05	50	31	19	48	11	37	3
1/31/05	50	34	15	45	11	34	5
1/16/05	52	33	19	46	11	35	2
12/19/04	48	27	21	49	12	38	2
10/20/04	50	30	20	46	11	35	4
10/17/04 LV	54	35	19	45	9	36	2
10/16/04 LV	54	35	19	44	10	34	2
10/15/04 LV	54	35	19	44	10	34	2
10/3/04 LV	53	36	17	46	11	34	1
9/26/04	50	33	18	45	13	32	5
9/8/04	52	35	17	43	11	32	5
8/29/04	50	31	19	47	13	34	3
8/1/04	47	28	18	49	13	36	5
7/25/04	50	32	19	47	13	34	3
7/11/04	48	31	17	50	11	39	2
6/20/04	47	30	17	51	13	39	1
5/23/04	47	31	17	50	14	36	3
4/18/04	51	33	18	47	13	34	1
3/7/04	50	32	18	48	12	36	2
2/11/04	50	30	21	47	14	34	2
1/18/04	58	35	24	40	9	30	2
12/21/03	59	39	21	38	15	23	3
12/14/03	57	37	20	39	10	29	5
12/7/03	53	32	21	40	13	27	7
11/16/03	57	34	23	39	11	28	4
10/29/03	56	30	26	42	13	29	2
10/13/03	53	33	20	43	13	29	4
9/30/03	54	34	20	44	15	29	2
9/13/03	58	35	23	40	14	27	2
9/7/03	56	34	22	41	13	28	4
8/11/03	59	37	22	37	14	23	4
7/10/03	59	35	24	38	13	25	3
6/22/03	68	45	23	29	11	18	4

4/30/03	71	50	22	26	17	9	3
4/16/03	74	52	22	23	9	14	3
4/9/03	77	58	19	20	6	14	4
4/3/03	71	54	16	25	7	19	4
3/23/03	68	NA	NA	27	NA	NA	4
3/20/03	67	NA	NA	28	NA	NA	5
3/2/03	62	38	23	35	13	22	4
2/23/03	60	NA	NA	34	NA	NA	6
2/9/03	64	42	21	34	14	20	3
2/1/03	62	41	21	34	13	22	4
1/28/03	62	43	19	36	13	23	2
1/27/03	59	39	21	37	15	22	4
1/20/03	59	36	23	38	16	22	2
12/15/02	66	37	28	32	12	20	2
11/4/02 LV	67	45	23	31	12	20	1
11/3/02 LV	67	45	22	32	12	20	1
11/2/02 LV	67	47	20	32	9	23	1
10/27/02	67	39	28	29	13	16	4
9/26/02	67	42	25	30	12	18	3
9/8/02	71	42	28	27	12	15	3
7/28/02	69	39	31	28	14	14	3
7/15/02	72	42	31	25	12	13	2
6/17/02	74	42	32	22	9	13	4
6/9/02	77	41	36	20	9	11	3
5/19/02	76	48	28	22	8	13	3
4/21/02	78	47	31	20	9	10	2
3/28/02	79	49	30	18	8	10	3
3/10/02	82	52	30	16	9	7	2
1/27/02	83	56	27	14	7	7	3
12/19/01	86	64	22	12	6	6	2
11/27/01	89	69	21	9	4	5	1
11/6/01	89	65	24	9	5	4	2
10/9/01	92	76	16	6	3	3	1
9/27/01	90	70	20	6	3	3	4
9/13/01	86	63	23	12	5	6	2
9/9/01	55	26	29	41	20	22	3
8/12/01	61	28	33	31	14	17	8
7/30/01	59	28	30	38	17	22	3
6/3/01	55	27	28	40	18	22	6
4/22/01	63	33	30	32	16	16	5
3/25/01	58	NA	NA	33	NA	NA	8
2/25/01	55	NA	NA	23	NA	NA	22

2. Do you approve or disapprove of the way Bush is handling (ITEM)?

6/25/06 - Summary Table*

	Approve	Disapprove	No op.
a. The situation in Iraq	37	62	*
b. The US campaign against terrorism	51	47	2
c. The economy	38	61	1
d. The situation with Iran	41	57	2

*Items a-b asked of half sample, items c-d asked of other half sample.

Trend where available:

a. The situation in Iraq

	----- Approve -----			----- Disapprove -----			No opin.
	NET	Strongly	Somewhat	NET	Somewhat	Strongly	
6/25/06	37	21	17	62	11	52	*
5/15/06	32	19	13	66	13	53	1

4/9/06	37	21	16	62	11	51	1
3/5/06	40	23	17	59	12	47	*
1/26/06	39	24	15	60	10	50	1
12/18/05	46	31	15	53	10	43	1
11/2/05	36	20	15	64	13	51	1
9/11/05	38	NA	NA	62	NA	NA	1
8/28/05	42	28	14	57	11	46	1
6/26/05	43	25	18	56	12	44	1
6/5/05	41	NA	NA	58	NA	NA	1
4/24/05	42			56			2
3/13/05	39			57			4
1/16/05	40			58			2
12/19/04	42			57			1
9/26/04 RV	47			50			3
8/29/04 RV	47			51			2
7/25/04	45			53			2
6/20/04	44			55			2
5/23/04	40			58			2
4/18/04	45			54			1
3/7/04	46			53			1
2/11/04	47			52			1
1/18/04	55			42			2
12/21/03	60			39			2
12/14/03	58			38			4
11/16/03	48			48			4
10/29/03	47			51			2
10/13/03	51			47			2
9/29/03	50			47			3
9/13/03	52			46			2
9/7/03	49			47			4
8/24/03	56			37			7
8/11/03	56			41			3
7/10/03	58			41			2
6/22/03	67			30			2
4/30/03	75	"	"	22	"	"	2
3/27/03*	69			26			5
3/23/03	71			26			3
3/20/03	65			29			5
3/17/03	64			29			7
3/9/03	55			38			8
2/23/03	55			39			6
2/9/03	61			37			2
2/5/03	61			32			7
2/1/03	61			35			3
1/28/03	58			38			4
1/27/03	57			40			3
1/20/03	50			46			4
12/15/02	58			37			5
11/4/02 LV	56			40			4
11/3/02 LV	57			40			4
11/2/02 LV	56			41			3
10/27/02	57			38			5
9/26/02	58			39			3
9/14/02	65			31			4
8/29/02	52	"	"	36	"	"	12
*3/27/03 and previous: "The situation with Iraq and Saddam Hussein"							

b. The US campaign against terrorism

	----- Approve -----			----- Disapprove -----			No
	NET	Strongly	Somewhat	NET	Somewhat	Strongly	opin.
6/25/06	51	NA	NA	47	NA	NA	2
5/15/06	53	NA	NA	43	NA	NA	4

4/9/06	50	32	18	49	15	34	1
3/5/06	52	NA	NA	46	NA	NA	2
1/26/06	52			45			2
1/8/06	53			45			2
12/18/05	56			44			1
11/2/05	48			51			1
9/11/05	50	"	"	47	"	"	3
8/28/05	56	34	21	43	14	29	2
6/5/05	50	NA	NA	49	NA	NA	1
4/24/05	56			41			3
3/13/05	59			38			3
1/16/05	61			38			2
12/19/04	53			43			3
9/26/04 RV	59			38			3
8/29/04 RV	60			37			3
7/25/04	57			40			4
6/20/04	50			48			2
5/23/04	58			39			4
4/18/04	63			35			2
3/7/04	63			34			3
2/11/04	64			34			2
1/18/04	66			33			2
12/21/03	70			28			2
10/29/03	63			35			2
10/13/03	66			30			4
9/13/03	70			27			3
9/7/03	67			28			5
4/30/03	79			19			2
2/9/03	74			23			4
2/1/03	75			21			3
1/27/03	72			26			2
1/20/03	71			25			4
12/15/02	79			20			1
11/4/02 LV	76			22			1
11/3/02 LV	77			22			3
11/2/02 LV	78			21			2
10/27/02	74			23			4
9/26/02	70			28			2
9/8/02	74			24			2
7/28/02	81			17			2
7/15/02	83	"	"	15	"	"	2
5/19/02	79	51	27	19	10	9	3
4/21/02	81	56	25	18	10	7	2
3/10/02	88	64	24	10	5	5	2
1/27/02	88	NA	NA	10	NA	NA	2
12/19/01	89	67	22	9	5	4	2
10/15/01	92	75	17	5	3	3	3

c. The economy

	----- Approve -----			----- Disapprove -----			No
	NET	Strongly	Somewhat	NET	Somewhat	Strongly	opin.
6/25/06	38	NA	NA	61	NA	NA	1
5/15/06	38	NA	NA	60	NA	NA	2
4/9/06	40	20	21	59	18	41	1
3/5/06	48	NA	NA	51	NA	NA	1
1/26/06	46			52			1
12/18/05	47			52			1
11/2/05	36			61			3
9/11/05	40			58			2
8/28/05	44			54			3
6/5/05	40			58			2
4/24/05	40			57			3

3/13/05	43			55			2
1/16/05	46			52			2
12/19/04	46			51			3
9/26/04	47	RV		50			4
8/29/04	45	RV		52			3
7/25/04	47			50			3
6/20/04	46			53			1
5/23/04	44			54			2
4/18/04	44			54			2
3/7/04	39			59			1
2/11/04	44			54			2
1/18/04	51			47			2
12/21/03	51			44			5
11/16/03	48			49			3
10/29/03	45			53			2
10/13/03	45			52			2
9/13/03	42			56			3
9/7/03	44			51			5
8/11/03	45			51			5
7/10/03	47			49			4
4/30/03	52			45			3
2/9/03	47			49			4
2/1/03	44			52			4
1/28/03	46			49			4
1/27/03	47			47			5
1/20/03	43			53			4
1/5/03	50			43			7
12/15/02	50			46			4
11/4/02	53	LV		45			2
11/3/02	52	LV		46			2
11/2/02	55	LV		43			2
10/27/02	51			43			6
9/26/02	51			47			3
9/8/02	57			40			4
7/28/02	57			39			4
7/15/02	58			38			3
4/21/02	64			33			3
1/27/02	62			34			4
12/19/01	67			27			6
11/6/01	72			23			5
9/9/01	48			48			4
7/30/01	52			45			3
6/3/01	53			41			6
4/22/01	55			38			7
3/25/01	50	"	"	42	"	"	8

d. No trend.

3. (and 3a) If the election for the U.S. House of Representatives in November 2006 were being held today, would you vote for (the Democratic candidate) or (the Republican candidate) in your congressional district? (IF OTHER, NEITHER, DK, REF) Would you lean toward the (Democratic candidate) or toward the (Republican candidate)?

Net Leaned Vote:

		Dem cand.	Rep cand.	Other (vol.)	Neither (vol.)	Will not vote (vol.)	No opin.
6/25/06	RV	52	39	1	3	1	4
	All	52	38	1	2	2	5
5/15/06	RV	52	40	1	3	1	4
	All	53	38	1	3	1	4

4/9/06	RV	55	40	*	2	*	3
	All	54	40	*	2	1	4
1/26/06	RV	54	38	1	3	1	5
	All	55	36	1	3	1	4
12/18/05	RV	51	41	1	3	1	4
	All	50	41	1	3	1	4
11/2/05	RV	52	37	1	4	2	6
	All	53	36	1	3	2	5
11/4/02	LV	48	48	1	1	0	2
11/3/02	LV	48	48	*	1	0	2
11/2/02	LV	50	49	*	1	0	2
10/27/02	LV	47	49	1	1	0	3
9/26/02	LV	49	47	1	2	0	2
	RV	47	44	2	3	2	3
	All	46	42	2	2	5	3
7/15/02	RV	47	46	1	1	1	4
	All	47	45	1	1	1	4
1/27/02*	RV	43	50	NA	2	1	5
9/6/00	RV	49	42		2	1	6
7/23/00	RV	46	45		3	1	5
2/27/00	RV	45	46		2	1	5
10/31/99	RV	50	43		3	1	3
9/2/99	RV	48	44		3	*	5
3/14/99	RV	50	41		2	1	6
2/14/99	RV	48	41		3	1	7
1/30/99	RV	49	39		8	1	3
11/1/98	RV	51	43		4	*	2
10/25/98	RV	48	43		3	1	4
10/18/98	RV	49	44		3	1	4
9/28/98	RV	49	44		2	*	4
8/21/98	RV	48	45		3	1	3
7/12/98	RV	47	45		2	*	6
1/31/98	RV	49	40		2	1	8
1/19/98	RV	47	44		3	1	5
10/8/96	RV	51	41		2	1	5
9/29/96	RV	48	41		3	1	7
9/22/96	RV	50	43		2	1	4
9/15/96	RV	49	45		1	1	4
9/4/96	RV	48	44		3	*	5
8/29/96	RV	53	39		3	1	5
8/28/96	RV	51	40		3	1	5
8/27/96	RV	51	41		3	0	5
8/26/96	RV	51	41		3	0	5
8/25/96	RV	48	43		3	1	6
8/24/96	RV	47	43		2	1	6
8/19/96	RV	49	42		3	0	6
8/18/96	RV	45	46		3	0	6
8/15/96	RV	46	43		4	1	5
8/14/96	RV	48	42		3	1	6
8/13/96	RV	49	43		3	0	5
8/12/96	RV	49	42		3	1	5
8/11/96	RV	49	40		4	1	6
8/10/96	RV	49	41		4	1	5
8/4/96	RV	48	45		2	1	4
6/30/96	RV	49	44		3	*	3
5/22/96	RV	52	41		3	1	3
3/10/96	RV	51	43		2	*	4
1/21/96	RV	52	43		3	1	1
10/1/95	RV	49	44		3	*	3
11/6/94	RV	47	42		5	2	5
10/31/94	RV	48	44		4	1	3
10/23/94	RV	50	45		2	1	2
10/9/94	RV	46	47		3	2	2

9/11/94	RV	50	45	1	1	4
8/7/94	RV	49	42	4	1	4
2/27/94	RV	50	40	8	1	2
10/21/91	RV	51	41	4	*	4
7/28/91	RV	49	41	6	*	3
6/2/91	RV	48	42	4	1	5
11/4/90	RV	51	41	5	*	3
10/14/90	RV	50	41	5	*	3
9/9/90	RV	47	46	3	*	3
7/24/90	RV	51	41	4	1	4
5/21/90	RV	47	45	5	1	2
9/21-10/10/88	RV	52	41	2	1	4
9/19/88	RV	51	39	3	1	6
6/22/85	RV	48	44	5	*	3
10/16/84	RV	52	44	2	NA	5
9/11/84	RV	53	45	2	NA	1
7/8/84	RV	58	40	2	NA	1
10/27/82	RV	58	39	NA	NA	3
10/11/82	RV	55	36	NA	NA	9
9/13/82	RV	58	36	NA	NA	6
11/22/81	RV	53	41	"	NA	7

*1/27/02 and previous: No "other candidate" option recorded

4. What will be the single most important issue in your vote for Congress this year: (the U.S campaign against terrorism), (the war in Iraq), (the economy), (immigration), (gas prices), (health care) or something else?

	6/25/06
Iraq	24
Economy	23
Health care	14
Immigration	13
Gas prices	9
Terrorism	8
Education	1
All of them	1
Other	4
No opinion	2

5. Overall, which party, the (Democrats) or the (Republicans), do you trust to do a better job in coping with the main problems the nation faces over the next few years?

	Democrats	Republicans	Both (vol.)	Neither (vol.)	No opinion	
6/25/06	48	38	1	10	3	
5/15/06	50	36	1	11	3	
4/9/06	51	37	1	9	2	
3/5/06	42	40	2	14	2	
1/26/06	51	37	1	8	3	
12/18/05	47	42	1	8	2	
11/2/05	49	37	3	9	3	
6/5/05	46	41	1	9	2	
8/11/03	39	40	3	10	7	
12/15/02	41	44	2	11	2	
10/27/02	LV	39	51	2	5	2
9/26/02	39	46	3	8	4	
7/15/02	42	45	2	7	4	
1/27/02	40	44	3	10	4	
4/22/01	47	40	4	7	3	
7/23/00	42	42	2	9	6	

9/2/99	45	39	4	9	4
6/6/99	45	35	3	13	5
3/14/99	47	37	5	9	3
2/14/99	48	37	4	7	4
10/18/98	44	36	3	12	6
9/28/98	49	38	2	8	3
8/21/98	48	36	4	9	3
7/12/98	45	38	3	8	6
1/31/98	47	37	4	6	7
1/19/98	45	42	2	7	4
7/8/97	44	37	2	14	3
9/15/96 RV	45	38	3	11	3
8/5/96	43	38	3	11	3
6/30/96	46	37	3	12	3
5/22/96	47	38	3	10	3
11/6/94 RV	41	39	2	12	6
10/31/94	43	43	2	8	4
10/23/94	39	40	3	15	3
9/11/94	43	40	4	11	3
6/26/94	41	36	3	14	5
2/27/94	46	32	4	16	3
11/14/93	42	39	3	11	4
1/17/93	49	28	5	13	5
7/8/92	48	38	1	8	4
6/7/92	43	37	3	11	6
3/11/92	45	37	1	11	5
3/8/92	51	36	1	7	5
2/2/92	49	39	2	7	3
12/15/91	39	37	3	15	6
10/21/91	39	40	3	13	5

6. Which political party, the (Democrats) or the (Republicans), do you trust to do a better job handling (ITEM)?

6/25/06 - Summary Table*

	Democrats	Republicans	Both (vol.)	Neither (vol.)	No op.
a. The situation in Iraq	47	41	1	9	2
b. The U.S. campaign against terrorism	39	46	2	10	3
c. Corruption in Washington	44	30	2	22	2
d. The economy	52	39	1	5	3
e. Immigration issues	45	40	1	9	5

*Items a-c asked of half sample, items d-e asked of other half sample.

Trend where available:

a. The situation in Iraq

	Democrats	Republicans	Both (vol.)	Neither (vol.)	No op.
6/25/06	47	41	1	9	2
5/15/06	50	36	2	10	3
4/9/06	49	42	1	6	2
3/5/06	42	42	2	11	2
1/26/06	47	40	1	9	2
12/18/05	47	44	2	6	2
11/2/05	48	37	2	11	2
12/15/02*	30	56	4	7	3
10/27/02 LV	31	58	3	4	4

9/26/02 33 52 6 4 6
 *12/15/02 and previous: "The situation with Iraq and Saddam Hussein"

b. The U.S. campaign against terrorism

	Democrats	Republicans	Both (vol.)	Neither (vol.)	No op.
6/25/06	39	46	2	10	3
5/15/06	46	41	2	8	3
4/9/06	46	45	1	6	1
3/5/06	39	46	3	10	2
1/26/06	41	46	2	6	4
11/2/05	42	42	4	10	3
12/15/02	25	61	5	6	2
10/27/02* LV	26	61	4	5	4
9/26/02*	30	51	6	6	8
7/15/02	27	55	9	3	6
1/27/02	23	62	10	3	2

*"The war on terrorism"

c. Corruption in Washington

	Democrats	Republicans	Both (vol.)	Neither (vol.)	No op.
6/25/06	44	30	2	22	2
4/9/06	52	27	2	18	2

Compare to: ethics in government

12/18/05	47	38	2	10	3
11/2/05	42	36	3	16	3

d. The economy

	Democrats	Republicans	Both (vol.)	Neither (vol.)	No op.
6/25/06	52	39	1	5	3
5/15/06	52	34	3	9	2
4/9/06	49	43	1	4	3
3/5/06	49	40	2	8	2
1/26/06	55	37	2	5	2
11/2/05	56	34	1	8	1
12/15/02	44	45	4	6	1
10/27/02* LV	43	48	3	3	2
9/26/02*	47	39	3	6	5
7/15/02**	38	48	3	6	5
1/27/02**	39	48	5	6	3
4/22/01***	47	43	4	4	3
9/28/98	53	40	NA	NA	7
7/12/98	49	37	4	5	6
1/19/98	45	44	3	6	3
7/8/97	43	39	5	12	2
10/23/94	38	43	3	14	2
9/11/94	39	43	3	11	4
2/27/94	47	36	3	11	3
2/2/92	49	38	2	7	4
12/15/91	43	36	4	11	5
3/4/91	32	49	5	10	4
1/16/90	33	52	4	7	4

*"The economy and jobs"
 **"Improving the economy"
 ***4/22/01 and previous: "The nation's economy"

e. Immigration issues

	Democrats	Republicans	Both (vol.)	Neither (vol.)	No op.
6/25/06	45	40	1	9	5
5/15/06	48	34	1	14	4
4/9/06	50	38	1	7	4

7. All in all, considering the costs to the United States versus the benefits to the United States, do you think the war with Iraq was worth fighting, or not? Do you feel that way strongly or somewhat?

	--- Worth fighting ---			--- Not worth fighting ---			No op.
	NET	Strongly	Somewhat	NET	Somewhat	Strongly	
6/25/06	40	25	15	58	13	45	2
5/15/06	37	24	14	62	12	50	1
4/9/06	41	30	11	58	10	48	1
3/5/06	42	29	14	57	11	46	1
1/26/06	44	32	12	55	13	42	1
1/8/06	43	30	13	55	12	43	2
12/18/05	46	33	14	52	11	42	1
11/2/05	39	25	13	60	12	48	1
8/28/05	46	33	12	53	9	44	1
6/26/05	46	33	13	53	10	43	1
6/5/05	41	29	12	58	12	46	1
4/24/05	44	31	13	54	12	42	2
3/13/05	45	34	11	53	11	42	2
1/16/05	44	32	12	55	10	45	1
12/19/04	42	31	11	56	10	47	2
10/3/04 LV	49	34	15	48	11	37	3
9/26/04 RV	46	35	12	51	8	42	3
9/8/04 RV	51	38	13	45	10	34	4
8/29/04 RV	48	34	14	50	11	39	2
7/25/04	49	36	13	48	11	37	3
6/20/04	47	32	14	52	13	39	2
5/23/04	48	35	13	50	13	37	1
5/6/04	49	NA	NA	47	NA	NA	5
4/18/04	51			47			2
3/7/04	52			44			3
2/11/04	48			50			2
1/18/04	56			41			3
12/21/03	59			39			2
12/14/03	53			42			5
11/16/03	52			44			4
10/29/03	54			44			2
10/13/03	54			44			2
9/13/03	61			37			2
9/7/03	54			42			4
8/24/03	57			37			5
8/11/03	61			35			4
7/10/03	57			40			3
6/22/03	64			33			3
4/30/03	70	"	"	27	"	"	4
2/2/92*	66	NA	NA	32	NA	NA	2
7/28/91	67			30			3
6/2/91	70			26			3
3/4/91	86	"	"	13	"	"	1

*2/2/92 and previous: "the Persian Gulf war"; 3/4/91: "this war"

8. Do you think the war with Iraq has or has not contributed to the long-term security of the United States? IF YES: Has it contributed to the long-term security of the United States a great deal, or somewhat?

	----- Contributed -----			Has	No
	NET	Great deal	Somewhat	not	opin.
6/25/06	51	28	22	48	1
5/15/06	48	28	20	51	2
4/9/06	52	32	20	46	1
3/5/06	50	28	23	48	2
1/26/06	53	32	21	45	1
12/18/05	54	32	22	44	2
11/2/05	46	25	21	52	2
8/28/05	49	29	20	49	2
6/26/05	52	31	22	46	1
6/5/05	47	24	22	52	1
3/13/05	52	29	23	46	2
1/16/05	50	30	21	47	3
12/19/04	51	27	23	46	4
10/3/04 LV	53	32	22	42	4
9/26/04 RV	54	36	18	42	4
9/8/04 RV	57	36	22	40	3
8/29/04 RV	54	33	20	42	4
7/25/04	51	32	19	45	3
6/20/04	51	28	23	46	2
5/23/04	54	30	24	43	3
4/18/04	57	33	24	40	3
3/7/04	57	29	29	40	3
2/11/04	58	32	26	38	4
1/18/04	59	34	25	38	3
12/21/03	62	34	29	34	4
7/10/03*	62	33	29	35	3

*"did or did not"

9. (HALF SAMPLE) Do you think the Bush Administration does or does not have a clear plan for handling the situation in Iraq?

	Does	Does not	No opinion
6/25/06	35	64	2
3/5/06	34	65	*
12/18/05	40	59	1
3/13/05	42	57	2
5/23/04	40	58	2
5/6/04	38	57	5
4/18/04	45	53	2
3/7/04	43	53	3
12/21/03	48	47	5
10/13/03	42	53	5
9/13/03	42	55	2

10. (HALF SAMPLE) Do you think the Democrats in Congress do or do not have a clear plan for handling the situation in Iraq?

	Do	Do not	No opinion
6/25/06	24	71	5
3/5/06	24	70	6
12/18/05	23	74	3

11. Some people say the Bush administration should set a deadline for withdrawing U.S. military forces from Iraq in order to avoid further casualties. Others say knowing when the U.S. would pull out would only encourage the anti-government insurgents.

Do you yourself think the United States should or should not set a deadline for withdrawing U.S. forces from Iraq?

	Should set a deadline	Should not set a deadline	No opinion
6/25/06	47	51	1
12/18/05	39	60	1
8/28/05	39	59	2

12. (IF SET DEADLINE, Q11) When do you think the deadline should be for withdrawing U.S. forces from Iraq - within six months, within a year, within two years, or longer than that?

	Six months	One year	Two years	Longer than that	Other	No op.
6/25/06	46	34	12	3	2	3
12/18/05	45	35	12	4	2	1

11/12 NET:

	----- Should set deadline -----						Should not set deadline	No op.
	NET	Six months	One year	Two years	Longer	Other	DK	
6/25/06	47	22	16	6	1	1	2	51
12/18/05	39	17	14	5	2	1	0	60

13. (HALF SAMPLE) Do you think the United States is or is not making significant progress toward restoring civil order in Iraq?

	Is making significant progress	Is not making significant progress	No opinion
6/25/06	48	49	2
3/5/06	43	56	2
12/18/05	60	37	2
11/2/05	44	55	2
8/28/05	48	50	2
6/26/05	48	51	1
12/19/04	44	49	7
6/20/04	51	48	1

14. (HALF SAMPLE) How confident are you that Iraq will have a stable, democratic government a year from now - very confident, somewhat confident, not too confident or not confident at all?

	----- Confident -----			---- Not confident ---			No opin.
	NET	Very	Somewhat	NET	Not too	At all	
6/25/06	40	3	36	59	30	29	1
6/26/05	40	6	34	60	33	27	1
4/24/05	39	8	31	60	29	31	1

15. Do you think the war with Iraq has or has not (ITEM)?

6/26/05 - Summary Table*

	----- Has -----			Has not	No op.
	NET	Great deal	Somewhat		
a. Contributed to long-term peace and stability in the Mideast	39	15	25	58	2

b. Damaged the United States' image in the rest of the world	74	43	30	25	1
c. Encouraged democracy in other Arab nations	49	13	36	47	4
d. Helped to improve the lives of the Iraqi people	68	32	36	29	3

*Items a-b asked of half sample, items c-d asked of other half sample.

Trend:

a. Contributed to long-term peace and stability in the Mideast

	----- Contributed -----			Has	No
	NET	Great deal	Somewhat	not	opin.
6/25/06	39	15	25	58	2
6/26/05	51	19	32	47	2
6/20/04	42	20	23	56	2
7/10/03*	50	20	31	45	5
*"did or did not"					

b. Damaged the United States' image in the rest of the world

	----- Damaged -----			Has	No
	NET	Great deal	Somewhat	not	opin.
6/25/06	74	43	30	25	1
6/26/05	67	31	36	33	*
6/20/04	76	46	31	23	1
7/10/03*	63	30	34	34	3
*"did or did not"					

c. Encouraged democracy in other Arab nations

	----- Damaged -----			Has	No
	NET	Great deal	Somewhat	not	opin.
6/25/06	49	13	36	47	4
12/18/05	47	13	34	50	4
6/26/05	49	14	35	48	2

d. Helped to improve the lives of the Iraqi people

	----- Contributed -----			Has	No
	NET	Great deal	Somewhat	not	opin.
6/25/06	68	32	36	29	3
6/20/04	65	28	37	33	1
7/10/03*	72	41	31	25	3
*"did or did not"					

16. Overall, do you approve or disapprove of the way U.S. military forces in Iraq are doing their jobs? Do you feel that way STRONGLY or SOMEWHAT?

	----- Approve -----			----- Disapprove -----			No
	NET	Strongly	Somewhat	NET	Somewhat	Strongly	opin.
6/25/06	86	61	25	12	5	6	2

17. Do you think the United States is doing all it reasonably can do to try to avoid civilian casualties in Iraq, or do you think it should do more?

	US doing all it can	US should do more	No opin.
6/25/06	58	39	3

3/23/03	82	15	4
10/15/01*	85	12	2

*Afghanistan

18. Some U.S. forces in Iraq have been accused of intentionally killing Iraqi civilians. Do you think this represents a few isolated cases, or do you think it's more widespread than that?

	Represents a few isolated incidents	More widespread than that	No opinion
6/25/06	78	20	2

Compare to Abu Ghraib: Do you think the apparent abuse of Iraqi prisoners by U.S. soldiers represents a few isolated incidents, or do you think it's more widespread than that?

	Represents a few isolated incidents	More widespread than that	No opinion
5/23/04	60	38	3
5/6/04	62	31	7

19. What's your own personal reaction to these alleged killings of Iraqi civilians - would you say you're (not concerned about it; concerned but not upset; upset but not angry; or angry about it)?

	Not concerned	Concerned but not upset	Upset but not angry	Angry	No op.
6/25/06	12	36	29	20	4

Compare to Abu Ghraib: What's your own personal reaction to the apparent abuse of Iraqi prisoners - would you say you're (not concerned; concerned but not upset; upset but not angry; or angry)?

	Not concerned	Concerned but not upset	Upset but not angry	Angry	No op.
5/23/04	12	30	27	31	*
5/6/04	7	39	27	24	2

20. Do you think the U.S. campaign against terrorism is going very well, fairly well, not too well or not well at all?

	Well			Not well			No
	NET	Very	Fairly	NET	Not too	At all	op.
6/25/06	57	13	44	40	23	18	2
12/14/03	65	17	47	33	21	12	2
10/29/03	62	8	54	38	23	14	1
9/7/03	69	12	57	29	19	10	2
4/30/03	83	26	57	16	10	6	1
9/26/02	73	15	58	26	17	9	1
9/8/02	70	10	60	29	21	8	1
7/15/02	75	15	60	24	16	8	1
4/21/02	73	11	63	26	17	9	1
3/10/02	84	21	63	15	10	6	1
1/27/02	88	32	56	11	8	4	1

21. Compared to before September 11, 2001, do you think the country today is safer from terrorism or less safe from terrorism? IF SAFER: Would you say the country is much safer or somewhat safer?

	----- Safer -----			Less	No diff.	No
	NET	Much	Somewhat	safe	(vol.)	opin.
6/25/06	59	24	35	33	7	1
3/5/06	56	22	33	35	8	1
1/26/06	64	24	41	30	6	*
8/21/05	49	14	35	38	11	2
10/3/04 LV	62	29	33	29	7	2
9/26/04 RV	59	24	35	34	5	2
9/8/04 RV	64	26	38	28	5	3
8/29/04 RV	60	24	36	31	7	2
1/18/04	67	28	39	24	8	1
9/7/03	67	24	42	27	4	2

22. Held for release.

23. Do you think of the war with Iraq as (part of the war against terrorism), or as (separate from the war against terrorism)?

	Part	Separate	No opinion
6/25/06	56	43	1
6/26/05	56	43	1
10/3/04 LV	60	38	1
9/8/04 RV	58	39	3
9/13/03	66	32	2
9/7/03	65	31	4
4/16/03	77	22	1

24-34. Held for release.

END