

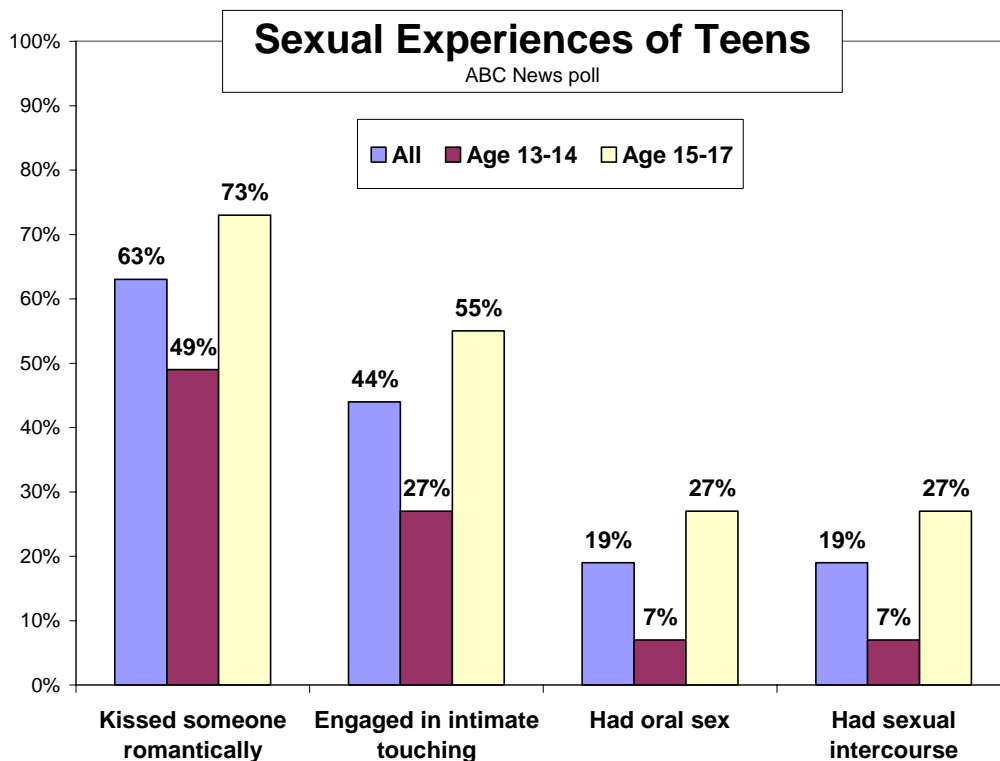
The Sex Life of American Teens: A Battle of Restraint vs. Impulse

Confronted with a jumble of conflicting messages, mores and impulses, significant numbers of American teen-agers are experimenting with sex – graduating as they get older from romantic kissing to intimate touching, oral sex and intercourse.

While most are restrained in their attitudes and behavior, millions of teen-agers are sexually active – with many millions more poised at the doorstep of their sexual lives.

Are they prepared?

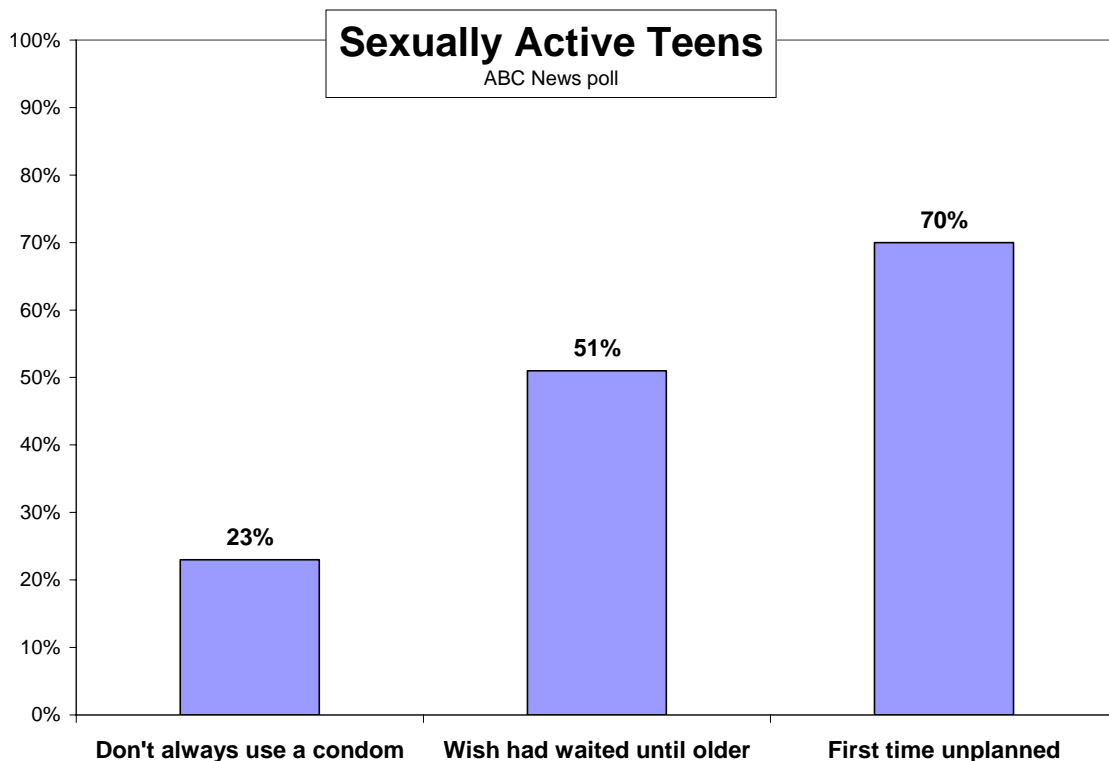
This ABC News poll of 13- to 17-year-olds, conducted in summer 2004, provides some reassuring answers – and others that are cause for alarm. It finds that the vast majority of teens reject casual sex, and it casts doubt on the notion that many are using oral sex as a substitute for intercourse. But it also finds plenty of risky behavior: Among teens who've had sexual intercourse, nearly one in four say they or their partner don't always use a condom, and 14 percent don't always use any reliable birth control. Two-thirds of them have had more than one sex partner. Seven in 10 say their first time was unplanned.



Communication is a critical tool in helping teens navigate this minefield – but only half of sexually active teens say they’ve ever discussed sex with their parents. Meanwhile many teens are being bombarded with sexual messages: More than half, especially girls, say there’s too much sex on TV. More than half get pornographic e-mail spam at least occasionally. Nearly three in 10 have visited porn websites, rising to 51 percent of older teen boys. And half of 17-year-olds, girls and boys alike, have looked at online sex chats.

More than a fifth of all teen-agers – including a quarter of older teens, and about three in 10 older girls – say they’ve been in a relationship where “things were moving too fast sexually.” And 12 percent of teens, one in eight, say they’ve done something sexual they didn’t really want to do – mainly because they were carried away, talked into it or too shy or embarrassed to say no. (Fewer say they were forced, or under the influence of drugs or alcohol.)

Many, in retrospect, acted too soon: Among those who’ve had sex, half (especially girls) say they wish they’d waited longer.



Among teens who have not had sex, meanwhile, just over half are waiting, but that leaves a huge number – 45 percent – who say instead that “it just hasn’t happened yet.” For many of them, since sexual activity soars among older teens, it likely will before long.

WHAT and WHY? – What are teens thinking and doing sexually, and why? While government studies show declining rates of sexual intercourse and pregnancy among teen-agers, the full picture of teen sexuality has been woefully inadequate. Few surveys

have delved into the non-coital behavior – kissing, intimate touching and oral sex – that are part of many adolescents’ lives, or the broader attitudes that inform this behavior.

Among additional results, this survey explores the role of factors that seem to contribute to teens having or not having sex – not just age, but also information, social pressures, parents, dating and religious observance. It looks at concerns about pregnancy and sexually transmitted disease. And it examines underlying emotional associations with sex – who calls it “scary,” who calls it “fun” or “exciting,” and how these change with time.

STARTER SEX? – The results do not find support for anecdotal reports that significant numbers of teens are engaging in oral sex as an alternative to intercourse, or see it as a more casual substitute. Instead, seven in 10 teens who’ve done either have done both. And as many report having had intercourse, but not oral sex, as report having had oral sex, but not intercourse.

Moreover, rates of both oral sex and sexual intercourse are equally low among young teens, contrary to the notion of oral sex as a kind of “starter sex.” More common starter sex, instead, appears to be romantic kissing and intimate touching.

Most teens, 53 percent, say oral sex and intercourse are equally intimate behaviors. And while a third of teens say intercourse is “more intimate,” this group is no more likely than other teens to say they’re postponing intercourse.

MORES – Broadly, most teens express restrained sexual mores. Six in 10 say it’s “not OK” for people their age to “hook up – that is, to do to sexual things.” Four in 10 say hooking up is OK in at least some cases, rising to nearly half of older teens; for some, this is likely because doing “sexual things” doesn’t necessarily include oral sex or intercourse.

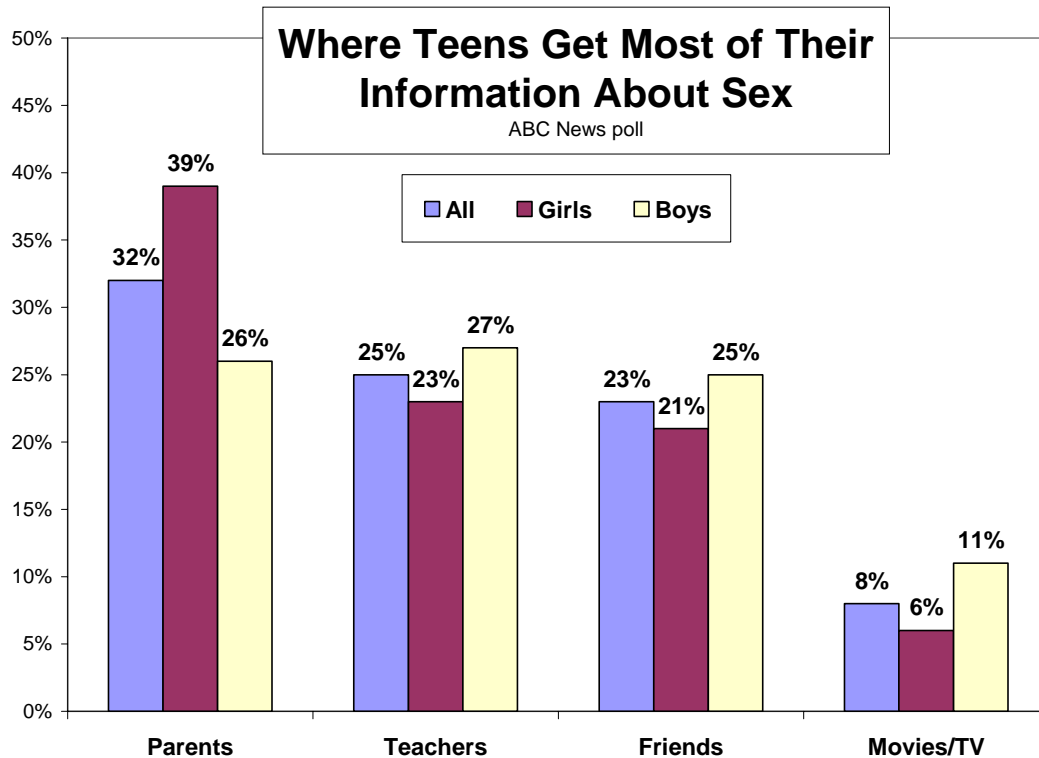
Indeed, just over three-quarters say specifically that oral sex is “not OK” for people their age, and 80 percent say that about sexual intercourse. Even more – nine in 10 – reject all three of these if they’re done without an emotional commitment – “just doing it for the sex.”

Some attitudes and behaviors do conflict. Even among teens who say it’s “not OK” to hook up sexually, half also say they themselves have kissed romantically, and three in 10 say they’ve touched someone or been touched in a sexual way. Far fewer, though, have had oral sex or intercourse.

There’s a greater dichotomy in teens’ personal aims for sexual relationships, and the perceived aims of those around them. Most teens, 72 percent, say they’re more interested in a committed sexual relationship with a steady partner than in casual sex with no attachments. But 58 percent think most other teens their age have the opposite interest – a preference for casual sex.

INFO – The survey results underscore the critical role of good information and open communication. Teens are less likely to be sexually active if they’ve gotten most of their information about sex from parents or teachers, as opposed to friends. Sexual activity is lower among those who say their parents or sex education classes answered most of their questions. And teens who feel comfortable talking with their parents about sex are nearly twice as likely to say their parents know what they’re doing sexually.

Eight in 10 teens have had sex ed classes, and eight in 10 of them say such classes answered most of their questions. But, as noted, just half say they’ve ever talked with their parents about sex. And fewer – 32 percent – say they get *most* of their information about sex from their parents (four in 10 girls, and fewer than a quarter of boys).



There’s a broad disconnect between parents and teens on this issue. In an ABC News survey of adults, 90 percent of parents said they’ve spoken with their teen-agers about sex. In this survey, only 49 percent of teens say that’s so. Clearly, whatever the parents thought was a conversation about sex, the kids didn’t hear it that way.

The source of information matters: Teens who say they’ve gotten most of their information about sex from friends, rather than from teachers or parents, are two to three times likelier to engage in sexual touching, oral sex and sexual intercourse.

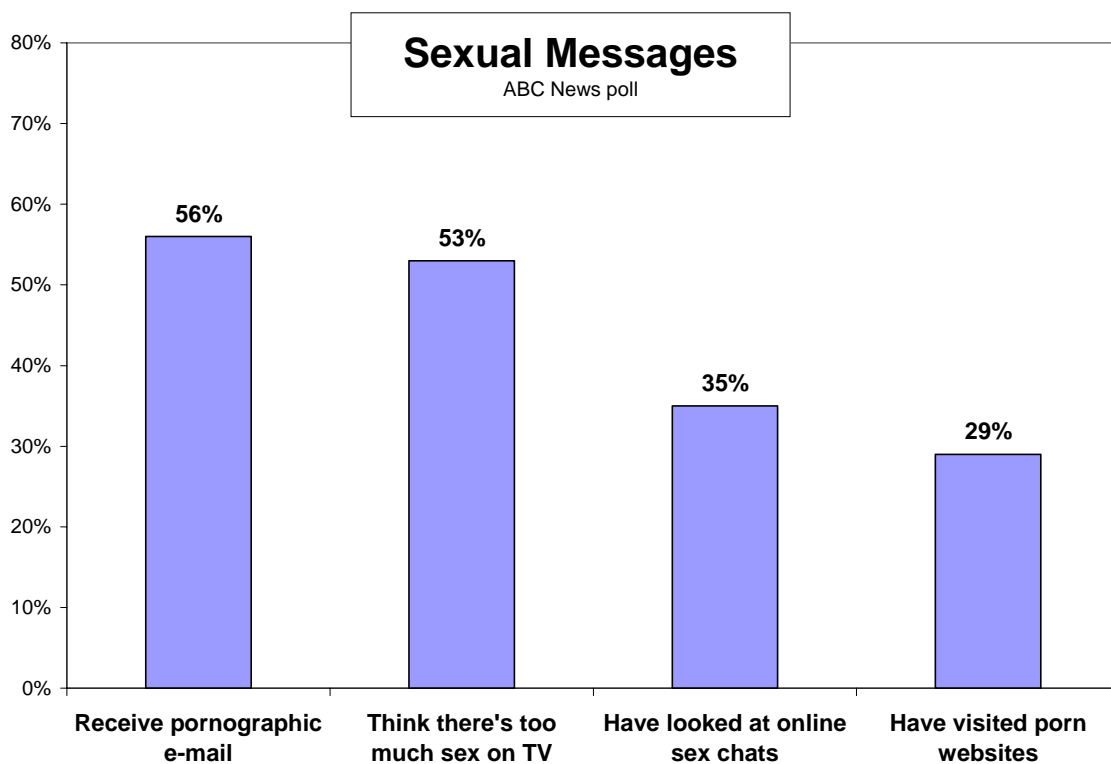
A comfort level is important. Among teens who’ve discussed sex with their parents, more than eight in 10 say they’re comfortable doing so, and nearly nine in 10 say the

discussion answered most of their questions. But among those who haven't spoken with their parents about sex, only about half say they'd be comfortable doing so.

As noted, the value to parents of developing that comfort and dialogue is clear: Among sexually active teens, 76 percent of those who talk with their parents about sex say their parents know at least something (if not everything) about their sexual activity. But among those who don't talk, just 43 percent say their parents know anything at all about what they're up to.

ONLINE – Communication from parents might counter other, competing messages and hazards. As noted, more than half of teens say they get at least occasional e-mail spam or pop-up ads about sex or pornographic web sites; nearly a quarter get them “very often.”

Nearly three in 10 have visited porn websites, rising to 51 percent of boys age 15 to 17. A third have visited an Internet chat room where sex was being discussed – rising to half of 17-year-olds (boys and girls alike). Among teens who've visited such sites, nine percent, nearly one in 10, say they've participated in online sex chats.



SEXUAL ACTIVITY – There's clearly a significant level of sexual activity among teens. Seventy percent say “most” or “a lot” of the teen-agers they know engage in romantic kissing; 46 percent in intimate touching; 24 percent in oral sex; and 27 percent in sexual intercourse. And these numbers are higher among older teens, age 15 to 17.

In terms of their own activity, 63 percent of 13- to 17-year olds say they've kissed romantically, rising to 73 percent of those 15 and up. Forty-four percent report sexual touching; among older teens, it's 55 percent. Nineteen percent of all teens, and 27 percent of older teens, say they've had oral sex. As many have had sexual intercourse.

These are not all ongoing activities: Fifteen percent of all teens, and 20 percent of older teens, say they're "currently involved" in a sexual relationship.

All these sexual activities rise with age – they're lowest by far at age 13, rising sharply at age 14, and then jumping again particularly at age 17.

Among 13-year-olds, for example, 36 percent have kissed romantically; at 14 it shoots up to 61 percent, and among 17-year-olds it's 84 percent. Fifteen percent of 13-year-olds report sexual touching; that more than doubles to 38 percent of 14-year-olds, then jumps to 63 percent of 17-year-olds.

The biggest jumps in oral sex and intercourse occur later, from age 16 to 17. About a quarter of 16-year-olds say they've had oral sex, and 21 percent say they've had sexual intercourse – sizable numbers in themselves, but ones that spike to 42 and 43 percent among 17-year-olds.

		-----Age-----				
	All	13	14	15	16	17
Romantic kissing	63%	36%	61%	68%	67%	84%
Intimate touching	44	15	38	48	53	63
Oral sex	19	1	12	14	24	42
Intercourse	19	3	11	17	21	43
In sexual relationship	15	2	10	14	18	30

While teens who've had intercourse report an average of four partners, that's boosted by a few who report particularly high numbers of partners (as high as 53). The median – half are higher, half lower – is two partners.

There's a difference in some behaviors among racial groups. Compared with whites, nonwhite teens are more likely to say they've had sexual intercourse, 31 percent vs 14 percent, and to have engaged in intimate touching, 53 percent vs 40 percent. (Nonwhite teens are not significantly more apt to have had oral sex, 23 vs 16 percent). Nonwhites are much more apt than white teens to be very concerned about contracting AIDS (69 percent vs 33 percent) and about getting pregnant (66 percent vs 39 percent).

Other surveys have had other estimates of the overall incidence of intercourse among teen-agers, ranging from 32 to 47 percent. Differences may include the age of the population studied and the data collection methods (self-administered questionnaire or telephone survey, and with or without parental permission). More important than the precise incidence is the global picture – the exploration of attitudes and behaviors associated with sexual activity among teens.

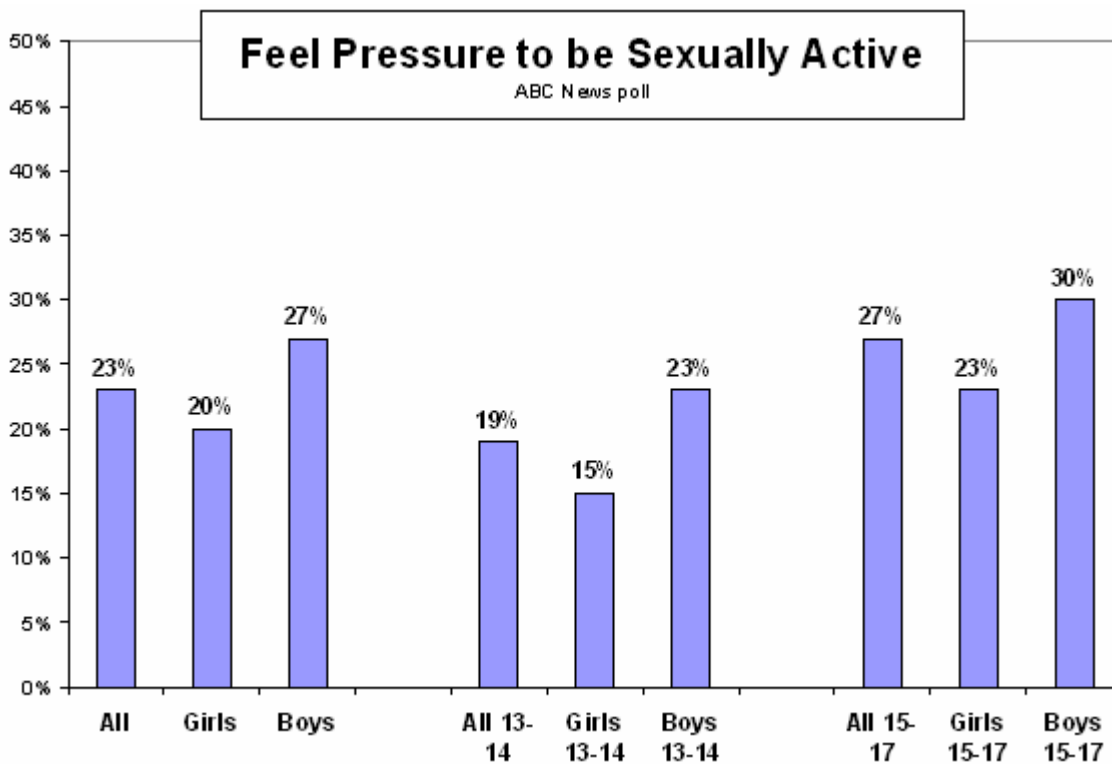
PRESSURE – This survey finds, for example, that teens who feel pressure in other aspects of their lives – especially to take drugs or drink alcohol, but also to “fit in” or “look good” – are more apt to feel pressure to be sexually active as well. Those with girl- or boyfriends also are more likely to feel pressure to have sex.

And teens who feel such pressure are more likely to give in to it: More than a third of those who feel pressure to have sex have done so. Among teens who don’t feel pressure to have sex, by contrast, far fewer have, 14 percent.

Moreover, teens who are currently in a sexual relationship are 15 points less likely than their counterparts to say they’re “very satisfied” with their lives overall (47 percent compared with 62 percent). Such results suggest that at least some teen sexual activity can be seen as an expression of broader personal discontent.

Self-esteem also plays some role, at least among girls: Girls with low self-esteem are three times likelier than those with high self-esteem to have done something sexual they didn’t want to.

All told, just under a quarter of teens say they feel pressure to be sexually active, and few – single digits – say they feel “a lot” of such pressure. Pressure to be sexually active rises with age, from 19 percent among 13- to 14-year-olds to 27 percent among those 15-17; it peaks at 37 percent among 17-year-old boys.



Far more teens feel pressure, and feel it more intensely, in other areas of their lives – pressure to get good grades (78 percent), to look good (62 percent) and to fit in (44 percent). Lower on the list are pressure to drink alcohol or take drugs (19 and 15 percent, respectively).

As might be expected, associations spike among some behaviors. Among teens who feel pressure to be sexually active, 48 percent also feel pressure to drink alcohol and 43 percent feel pressure to take drugs. Among those who don't feel pressure to be active sexually, far fewer – six and 10 percent respectively – feel pressure to drink or take drugs.

Pressure to do any of these – be sexually active, drink or take drugs – is lower among teens who have high self-esteem and who are “very satisfied” with their lives.

STANDARDS – Teens’ own views on sex include a classic double-standard, perhaps the kind of perception that better communication from adults might address: Nearly three-quarters of teens say that having sex gives girls a bad reputation. But vastly fewer – just 28 percent – say it gives a bad reputation to boys.

Strikingly, girls and boys alike share this stereotypical view. Indeed girls are especially apt to say that having sex gives girls a bad reputation – and to say that it gives boys a good reputation. Among older girls in particular, 47 percent say having sex gives boys a good reputation.

	Effect on reputation of having sex					
	-----Girls-----			-----Boys-----		
	Good	Bad	None	Good	Bad	None
All	4%	73	20	37%	28	30
Girls	1	85	11	42	31	22
Boys	6	61	28	32	25	37

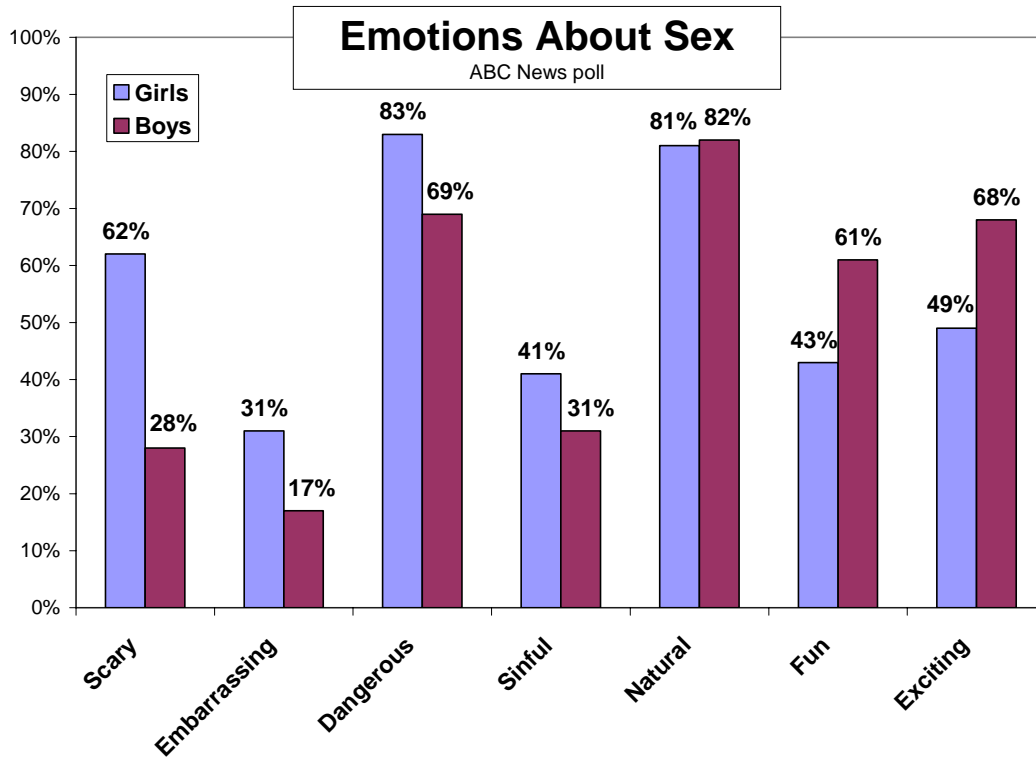
EMOTIONS – Teens express conflicting emotional associations on the subject of sex, with deep differences between girls and boys. The two most-cited are “natural” and “dangerous,” but with a big spike among older teens, particularly older boys, who also call it “exciting” and “fun.”

Sixty-two percent of girls call sex “scary”; that drops to 28 percent of boys. Just over a quarter of young girls call sex “fun”; that doubles to 54 percent of older girls, and it’s 72 percent among older boys. Similarly, 32 percent of younger girls call sex “exciting”; it’s 60 percent among older girls, and 78 percent among older boys.

About four in 10 girls, and three in 10 boys, call sex “sinful.” About a third of girls call it “embarrassing”; that drops to 17 percent of boys. Eighty-three percent of girls, and 69 percent of boys, call it “dangerous.”

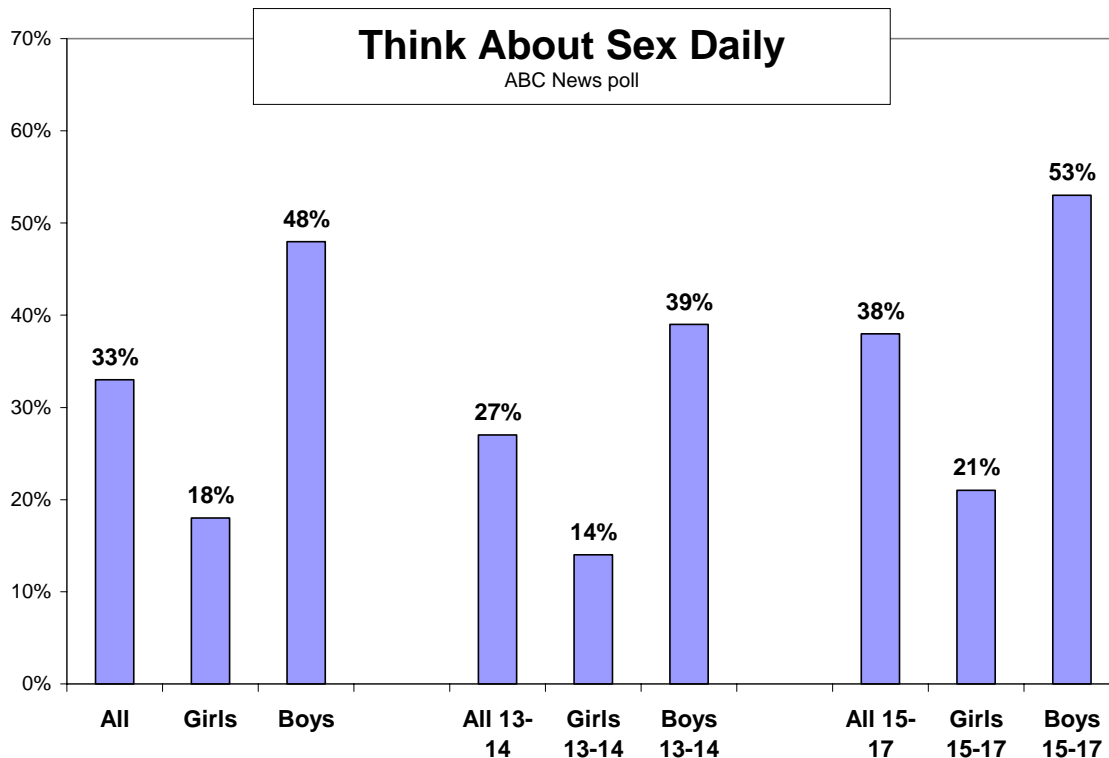
Sex is:	All				-Age 13-14-		-Age 15-17-	
		Girls	Boys	Diff	Girls	Boys	Girls	Boys
Scary	44%	62	28	34	65	28	60	27

Exciting	59%	49	68	19	32	53	60	78
Fun	52%	43	61	18	27	44	54	72
Dangerous	75%	83	69	14	83	65	82	71
Embarrassing	24%	31	17	14	37	26	28	11
Sinful	36%	41	31	10	40	25	42	35
Natural	81%	81	82	1	75	77	85	85



These views are associated with behavior. Sexual activity, from kissing to touching to oral sex to intercourse, is much more prevalent among teens who call such activities “fun” and “exciting,” and much less prevalent among those who call it “scary,” “sinful,” “embarrassing” or “dangerous.” And teens who are sexually active are much more likely to call sex fun and exciting.

There’s also a very striking difference between girls and boys in their focus on sex. While 18 percent of teen-age girls think about sex at least once a day, that jumps to 48 percent among boys – and 66 percent among 17-year-old boys. (This difference only grows between adult men and women.) And thinking about it is correlated with doing it.



WHEN, WHERE – On average, teens who’ve had sexual intercourse (girls and boys alike) say it first was at age 15. Twenty percent report that it occurred at age 13 or younger, and the youngest reported in this survey is age eight. Fifty-one percent of those who’ve had intercourse wish they’d waited longer; as noted, especially girls. (The other half, though, say it was about the right age.)

Drugs and alcohol do not appear to be very strong factors in first-time intercourse; 88 percent say they were not using either.

On oral sex, the average first-time age also is 15, with 22 percent at age 13 or younger, and a youngest age of seven – all about the same as for first-time intercourse.

Teens report that most of their sexual activity occurs at a home: Twenty-eight percent at their own home, 33 percent at someone else’s home. Specifically among teens who’ve had oral sex or sexual intercourse, the numbers are higher: four in 10 at their own home, another four in 10 at someone else’s home.

DATING – Clearly, age is the strongest factor in teen sexual activity, but there are others. Despite the notion of prevalent casual sex and an aversion to dating, nearly four in 10 teens have a boy- or girlfriend, and sexual activity spikes in this group.

Among teens with a current girl- or boyfriend, 30 percent say it’s a sexual relationship (rising to 39 percent of older teens). By contrast, among teens who don’t have a girl- or boyfriend, far fewer – six percent – are currently sexually active.

Similarly, among those with a current girl- or boyfriend, nearly nine in 10 have kissed romantically, six in 10 have done sexual touching, and a third have had both oral sex and intercourse – all double or triple the rates among those with no boy- or girlfriend.

Teens with a boy- or girlfriend say they've been in the relationship for an average of seven months – quite a long while, given their ages – and three in 10 say it's been 10 months or more. The longer-term the relationship, the likelier there's sexual activity.

OTHER FACTORS – Sexual activity, as noted, also is much higher among teens who feel pressure to have sex and who feel pressure in other areas, who get their sexual information from friends rather than from adults, and whose sex ed classes or talks with parents haven't answered their questions about sex.

Sexual activity also is higher among teens who don't live with both their parents; it may be that supervision is more easily accomplished in traditional two-parent households.

RELIGION – Religious observance plays a role as well: Teens who attend church weekly are half as likely to have had intercourse or oral sex as those who rarely go. (However, churchgoing teens are only moderately less likely to have engaged in romantic kissing or intimate touching.) Similarly, sexual activity is higher among the 14 percent of teens who say they have no religion.

In addition to providing a moral framework, religious belief and observance may be indicators of broader parental intervention. For example, teens who have a religion, and who attend church weekly, are more likely than their opposites to have discussed sex with a parent.

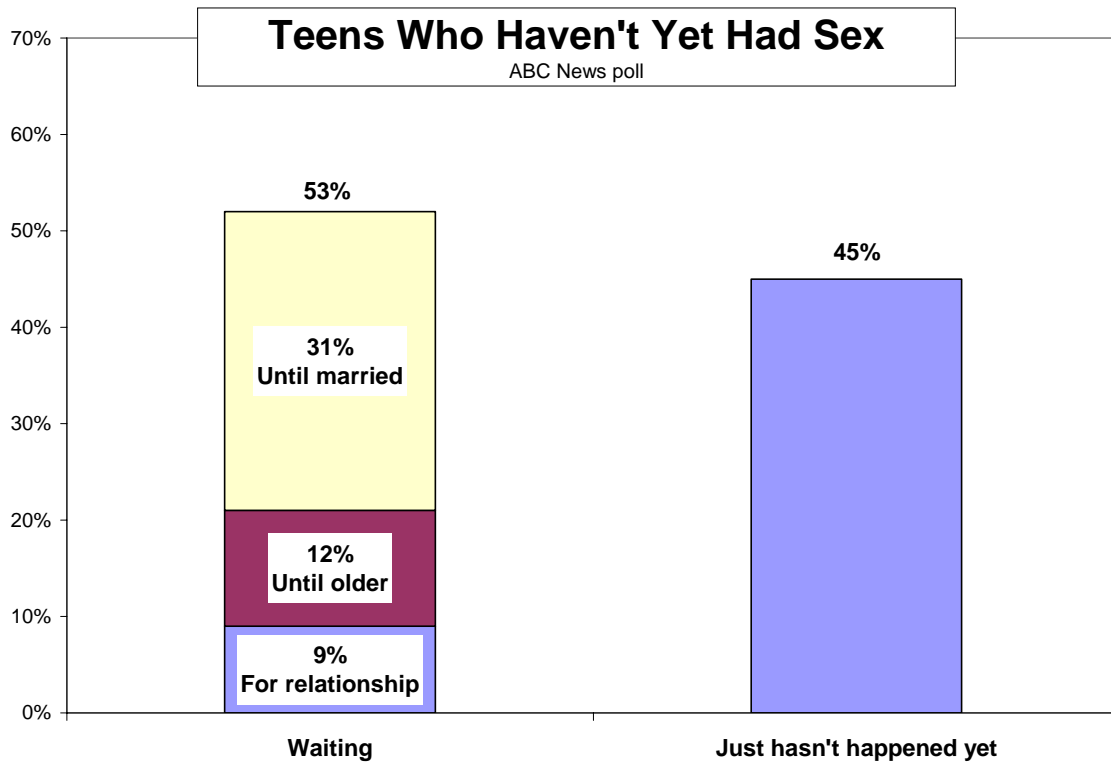
Religion is involved in attitudes as well as behaviors; those who have no religion, or rarely if ever attend church, are substantially more likely to say it's OK for teens to hook up sexually. Among teens who attend church weekly, 16 percent hold this view; among those who rarely if ever attend church, by contrast, 43 percent say it's OK to hook up; and among those with no religion, it's 49 percent.

Frequent churchgoing teens, and especially evangelical Protestant teens, also are more apt to say they're waiting to have sex, not that it just hasn't happened; and also more apt to say, specifically, that they're waiting until they're married.

WAITING – Overall, among teens who haven't had intercourse, 53 percent say they're waiting, and 31 percent say they're waiting specifically until they're married. (The rest are waiting until they're older, or in a committed relationship.) Sixty-three percent of girls are waiting, compared with 43 percent of boys. Most boys, 56 percent, say instead that "it just hasn't happened yet."

Fifty-nine percent of teens say they have friends who've made a definite decision not to have intercourse before marriage, known as an "abstinence pledge." That rises to 75

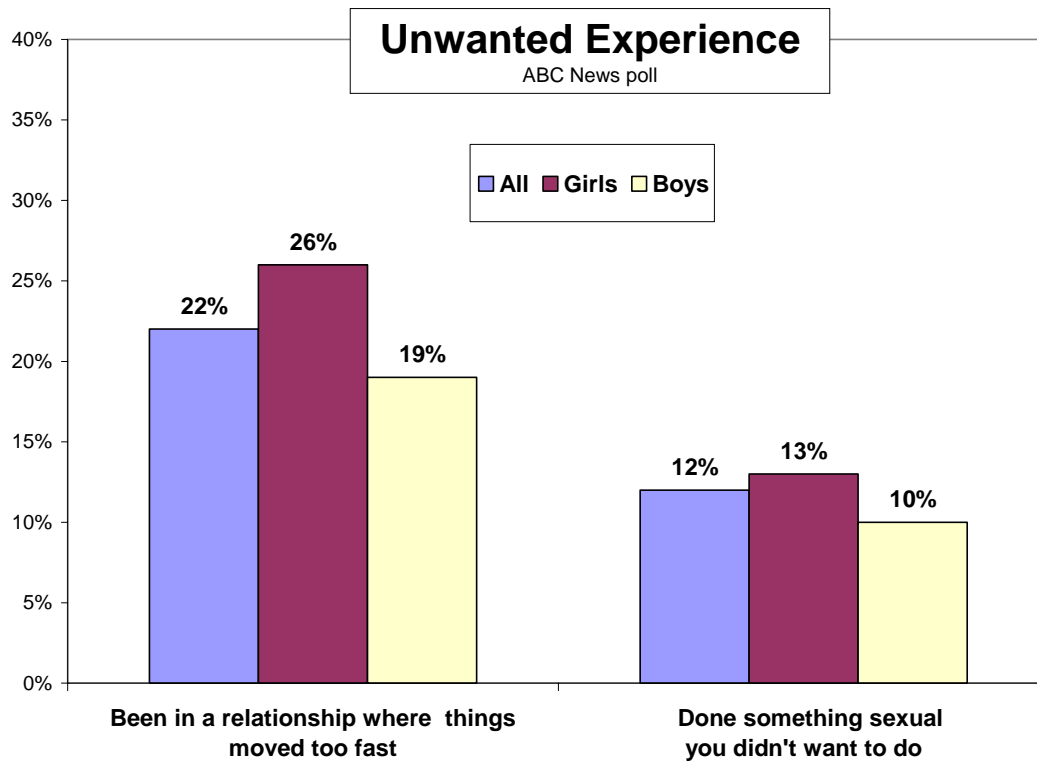
percent of teens who themselves are waiting for marriage, a sign of reinforcing or peer-group behavior.



UNWANTED – As mentioned, 12 percent of teens say they’ve done something sexual they didn’t want to (13 percent of girls, but also 10 percent of boys). Among this group, 58 percent say they were carried away, 46 percent say they were too shy or embarrassed to say no, and 45 percent say they were talked into it. (Multiple answers were taken.)

About a third say it was because they wanted their partner to like them; a quarter, because other teens are doing it; a quarter because they were forced, and 14 percent because they were under the influence of drugs or alcohol.

It adds perspective to compute these numbers against the entire teen population, rather than just among those who did something sexually they didn’t really want to. Among all teens, 3 percent say they’ve been forced to do something sexual they didn’t want to do; and 2 percent say they had sexual activity they didn’t want to when under the influence of drugs or alcohol.



STDS and PREGNANCY – There are some knowledge gaps among teens, although majorities have gotten two key messages. Eighty percent are aware that it’s possible to get a sexually transmitted disease via oral sex. And 63 percent are aware that using a condom is an effective way of preventing AIDS; however, 32 percent think this is not the case. (Awareness of condom use is higher, 83 percent, among teens who’ve had sex.)

A quarter of teens, and a third of older teens, personally know someone who has a sexually transmitted disease; and more –56 percent of all teens, and 70 percent of older teens – personally know someone their age who’s gotten pregnant.

Nearly two-thirds of teens are concerned that they themselves might contract AIDS or another STD, 44 percent “very concerned.” And 59 percent are concerned that they might get pregnant or get someone else pregnant, 47 percent “very concerned” – equally high among girls and boys alike.

These concerns peak among teens who’ve had intercourse: Seventy-nine percent are concerned about pregnancy and 73 percent are concerned about contracting AIDS or other STDs.

Seventy-seven percent of teens who have had intercourse say they or their partner always use a condom, but that means 23 percent don’t. Half say they or their partner always use a birth control drug or device such as the pill, the patch, or a diaphragm. As noted above, 14 percent don’t always do at least one of these – use a condom, or practice other reliable birth control methods.

METHODOLOGY – The ABC News survey was conducted by telephone Aug. 2-9, 2004, among a random national sample of 1,001 13- to 17-year-olds. The results have a 3.5-point error margin for all respondents; as in any poll, sampling error is higher for subgroups. Sampling, data collection and tabulation by TNS of Horsham, Pa.

This poll was conducted after a review of previous surveys on sexual attitudes and behaviors among teen-agers. Only female interviewers were used. Teens who answered the phone were interviewed directly; parents who answered were told that the poll dealt with teens' attitudes and behaviors, and that some of the questions were personal in nature. Those who asked were read a sampling of questions, most of which touched upon sexual attitudes and knowledge. Parents or teens with questions or concerns about the survey were invited to call a toll-free number created for that purpose. None did.

Analysis by Gary Langer.

ABC News polls can be found at ABCNEWS.com at <http://abcnews.com/pollvault.html>. Media contact: Cathie Levine, (212) 456-4934, or Lisa Finkel, (212) 456-6190.

Full results follow (*= less than 0.5 percent).

1. How satisfied would you say you are with your life overall at the present time - very satisfied, somewhat satisfied, somewhat dissatisfied or very dissatisfied?

		-----Satisfied-----			----Not satisfied----			No
		NET	Very	Somewhat	NET	Somewhat	Very	op.
8/9/04	All	96	59	37	3	2	1	*
	Girls	96	58	38	4	3	1	*
	Boys	97	61	36	3	2	1	1

2. Overall would you describe yourself more as (a fun-loving person) or more as a (serious type)?

		Fun-loving person	Serious type	Both (vol.)	Depends (vol.)	No op.
8/9/04	All	73	18	8	1	1
	Girls	77	16	6	1	1
	Boys	69	20	10	*	1

3. I'm going to name some things that some teen-agers may feel pressure to do in their lives. For each one, please tell me if it's something you sometimes feel pressure to do, or not. Do you sometimes feel pressure to (ITEM), or not? IF YES: Do you feel a lot of pressure to do that, or only some pressure? (SCRAMBLE ORDER)

a. Take drugs

		-----Pressure-----			No pressure	No opinion
		NET	A lot	Some		
8/9/04	All	15	5	10	85	*
	Girls	13	4	9	87	*
	Boys	17	7	10	83	0

13-14	All	15	8	7	85	*
	Girls	11	4	7	88	*
	Boys	18	11	7	82	0
15-17	All	16	4	12	84	0
	Girls	14	3	11	86	0
	Boys	17	4	13	83	0

b. Be sexually active

		-----Pressure-----			No	No
		NET	A lot	Some	pressure	opinion
8/9/04	All	23	6	17	76	*
	Girls	20	6	14	80	*
	Boys	27	6	20	73	*
13-14	All	19	5	14	81	*
	Girls	15	3	11	84	1
	Boys	23	6	16	77	0
15-17	All	27	7	20	73	*
	Girls	23	7	16	77	0
	Boys	30	6	23	70	1

c. Look good

		-----Pressure-----			No	No
		NET	A lot	Some	pressure	opinion
8/9/04	All	62	21	41	38	*
	Girls	68	26	43	31	*
	Boys	56	17	39	44	*
13-14	All	61	19	42	38	1
	Girls	71	25	46	29	1
	Boys	52	12	40	47	1
15-17	All	62	23	40	37	*
	Girls	67	26	41	33	*
	Boys	58	20	39	42	0

d. Fit in

		-----Pressure-----			No	No
		NET	A lot	Some	pressure	opinion
8/9/04	All	44	12	32	55	1
	Girls	47	14	33	52	*
	Boys	41	11	30	58	1
13-14	All	48	13	35	51	1
	Girls	57	15	41	43	*
	Boys	39	11	28	59	1
15-17	All	42	12	30	58	1
	Girls	41	14	28	59	0
	Boys	42	10	32	57	1

e. Get good grades

		-----Pressure-----			No	No
--	--	--------------------	--	--	----	----

		NET	A lot	Some	pressure	opinion
8/9/04	All	78	43	36	21	*
	Girls	80	46	34	19	*
	Boys	77	40	37	23	1
13-14	All	78	41	37	21	*
	Girls	79	46	33	21	1
	Boys	78	37	41	22	0
15-17	All	79	44	35	21	1
	Girls	81	46	35	19	0
	Boys	76	42	34	23	1

f. Drink alcohol

		-----Pressure-----			No	No
		NET	A lot	Some	pressure	opinion
8/9/04	All	19	5	13	81	*
	Girls	18	4	14	81	*
	Boys	19	7	12	81	0
13-14	All	15	5	9	85	*
	Girls	11	2	9	88	*
	Boys	18	9	9	82	0
15-17	All	21	5	16	79	0
	Girls	23	5	18	77	0
	Boys	20	5	14	80	0

4. How much of the time would you say you feel good about yourself - nearly all the time, most of the time, just some of the time or hardly ever?

		-----All/Most-----			-----Some/Hardly/Never-----				
		NET	Nearly all the time	Most of the time	NET	Some of the time	Hardly ever	Never (vol.)	No op.
8/9/04	All	86	31	55	14	12	2	0	0
	Girls	81	27	54	19	16	3	0	0
	Boys	90	34	56	10	7	2	0	0

5. Do you have a (boyfriend/girlfriend), or not?

		Yes	No	No opin.
8/9/04	All	37	63	0
	Girls	37	63	0
	Boys	37	63	0
13-14	All	31	69	0
	Girls	29	71	0
	Boys	34	66	0
15-17	All	41	59	0
	Girls	43	57	0
	Boys	40	60	0

6. (IF HAS BOYFRIEND/GIRLFRIEND) About how long have you been together?

		Two months or less	3-9 months	10 months or more	No opin.	Mean	Median
8/9/04	All	34	34	30	2	7	5

Girls	32	36	31	1	8	6
Boys	36	31	30	3	7	4

7. Where have you gotten most of your information about sex - (Teachers at school), (Parents), (Other relatives), (Friends), (Movies and television), (Books and magazines), (the Internet), or some other source?

		Teachers	Parents	Other relatives	Friends	Movies/ TV	Books/ mags.	Internet	Other	No op.
8/9/04	All	25	32	3	23	8	3	2	2	2
	Girls	23	39	3	21	6	4	1	2	*
	Boys	27	26	3	25	11	1	3	2	3
13-14	All	29	34	3	16	9	2	2	2	1
	Girls	26	40	4	14	7	4	2	2	1
	Boys	31	29	3	18	12	1	2	2	2
15-17	All	23	31	3	27	8	3	2	2	2
	Girls	21	38	2	25	6	5	1	3	0
	Boys	24	23	3	30	10	1	3	3	3

8. Thinking of the sexual content you see on television and in movies, do you feel there is too much, not enough, or about the right amount?

		Too much	Not enough	Right amount	No opinion
8/9/04	All	53	3	41	3
	Girls	65	1	33	2
	Boys	42	6	49	3
13-14	All	56	4	38	3
	Girls	62	1	35	2
	Boys	49	6	40	4
15-17	All	51	3	43	2
	Girls	66	1	31	1
	Boys	36	6	55	3

9. Do you ever talk with your parents about sex, or not?

		Yes	No	No opin.
8/9/04	All	49	51	*
	Girls	55	45	0
	Boys	43	57	*
13-14	All	51	48	*
	Girls	58	42	0
	Boys	45	54	*
15-17	All	47	53	*
	Girls	52	48	0
	Boys	41	59	*

10. (IF EVER TALK TO PARENTS ABOUT SEX) Do you feel comfortable talking with either of your parents about sex, or not?

		Yes	No	No opin.
8/9/04	All	84	16	*
	Girls	84	15	1
	Boys	83	17	0

11. (IF NEVER TALK TO PARENTS ABOUT SEX) Do you think you would feel comfortable talking with either of your parents about sex, or not?

		Yes	No	No opin.
8/9/04	All	48	51	1
	Girls	48	51	2
	Boys	48	51	1

12. (IF EVER TALK TO PARENTS ABOUT SEX) Has talking with your parents answered most of your questions about sex and related issues, or not?

		Yes	No	No opin.
8/9/04	All	87	13	*
	Girls	87	13	0
	Boys	87	13	*

13. Have you ever had a sex education class at school, or not?

		Yes	No	No opin.
8/9/04	All	82	17	*
	Girls	83	17	*
	Boys	82	17	1
13-14	All	76	23	1
	Girls	78	22	*
	Boys	74	24	2
15-17	All	87	13	0
	Girls	86	14	0
	Boys	87	13	0

14. (IF EVER HAD SEX EDUCATION CLASS) Did your sex education classes answer most of your questions about sex and related issues, or not?

		Yes	No	No opin.
8/9/04	All	82	17	*
	Girls	80	19	*
	Boys	84	16	1

15. I'm going to read a list of terms some people have used to describe sex. For each one, please tell me if it's something that describes sex to you or not. (SCRAMBLE ORDER)

a. Scary

		Yes	No	No opin.
8/9/04	All	44	54	2
	Girls	62	36	2
	Boys	28	71	2
13-14	All	46	51	3
	Girls	65	32	2
	Boys	28	69	3
15-17	All	43	56	1
	Girls	60	39	1
	Boys	27	72	1

b. Fun

		Yes	No	No opin.
8/9/04	All	52	43	5
	Girls	43	51	7
	Boys	61	36	3
13-14	All	36	58	6
	Girls	27	66	7
	Boys	44	50	5
15-17	All	63	33	4
	Girls	54	40	6
	Boys	72	26	1

c. Dangerous

		Yes	No	No opin.
8/9/04	All	75	23	1
	Girls	83	16	1
	Boys	69	30	1
13-14	All	74	25	1
	Girls	83	16	1
	Boys	65	34	1
15-17	All	77	22	1
	Girls	82	16	1
	Boys	71	28	1

d. Natural

		Yes	No	No opin.
8/9/04	All	81	17	2
	Girls	81	16	3
	Boys	82	18	1
13-14	All	76	22	2
	Girls	75	21	4
	Boys	77	22	1
15-17	All	85	14	1
	Girls	85	13	2
	Boys	85	15	*

e. Embarrassing

		Yes	No	No opin.
8/9/04	All	24	75	1
	Girls	31	67	1
	Boys	17	82	1
13-14	All	31	68	1
	Girls	37	62	1
	Boys	26	73	1
15-17	All	19	79	2
	Girls	28	70	2

Boys	11	88	1
------	----	----	---

f. Exciting

		Yes	No	No opin.
8/9/04	All	59	37	4
	Girls	49	47	4
	Boys	68	28	3
13-14	All	43	52	5
	Girls	32	63	5
	Boys	53	42	5
15-17	All	69	27	3
	Girls	60	36	4
	Boys	78	19	2

g. Sinful

		Yes	No	No opin.
8/9/04	All	36	62	2
	Girls	41	57	2
	Boys	31	66	3
13-14	All	32	66	2
	Girls	40	58	2
	Boys	25	73	2
15-17	All	38	59	3
	Girls	42	56	2
	Boys	35	62	4

16. On average, how often do you think about sex - a few times a day, about once a day, once every few days, around once a week, or less often than that?

		-----Daily-----			-----Weekly-----			-----Less/Never-----			No op.
		NET	Few times	Once	NET	Every few	Once a week	NET	Less often	Never (vol.)	
8/9/04	All	33	15	18	30	15	15	35	34	1	1
	Girls	18	7	11	30	14	16	50	49	1	1
	Boys	48	23	24	29	15	14	22	21	1	1
13-14	All	27	11	16	24	11	14	47	46	1	1
	Girls	14	4	10	23	10	13	61	61	1	1
	Boys	39	18	21	26	12	14	34	33	1	2
15-17	All	38	18	20	33	17	16	28	26	1	1
	Girls	21	8	12	35	17	18	43	41	2	1
	Boys	53	27	26	32	18	14	13	13	1	1

17. Are you currently involved in a sexual relationship - I mean, having any kind of sexual activity - or not?

		Yes	No	No opin.
8/9/04	All	15	85	0
	Girls	13	87	0
	Boys	16	84	0
13-14	All	6	94	0

	Girls	3	97	0
	Boys	8	92	0
15-17	All	20	80	0
	Girls	19	81	0
	Boys	22	78	0

18. I'm going to name a few kinds of sexual activity. For each one, please tell me, as far as you're aware, how many of the teenagers you know are doing it - most of them; a lot, but not most; only some; or hardly any?

a. kissing romantically

		-----Most/a lot-----			-----Some/hardly/None-----				
		NET	Most	A lot	NET	Only some	Hardly any	None (vol.)	No op.
8/9/04	All	70	44	26	29	18	10	1	*
	Girls	73	45	28	27	16	10	1	0
	Boys	68	44	24	32	20	11	1	1
13-14	All	55	28	27	45	23	19	2	*
	Girls	59	28	31	41	21	19	1	0
	Boys	51	27	24	48	25	20	2	1
15-17	All	81	56	25	19	14	4	*	*
	Girls	83	56	27	17	12	4	*	0
	Boys	79	55	24	21	16	4	*	*

b. touching someone or being touched in a sexual way

		-----Most/a lot-----			-----Some/hardly/None-----				
		NET	Most	A lot	NET	Only some	Hardly any	None (vol.)	No op.
8/9/04	All	46	25	20	54	25	24	5	1
	Girls	50	29	21	49	21	23	5	*
	Boys	41	22	20	58	29	24	5	1
13-14	All	31	16	16	68	25	34	9	1
	Girls	36	18	18	64	20	34	10	*
	Boys	27	13	13	72	29	34	8	2
15-17	All	55	32	23	44	26	17	2	1
	Girls	59	37	23	40	22	16	1	*
	Boys	51	27	24	48	28	17	2	1

c. having oral sex

		-----Most/a lot-----			-----Some/hardly/None-----				
		NET	Most	A lot	NET	Only some	Hardly any	None (vol.)	No op.
8/9/04	All	24	13	11	71	26	32	13	5
	Girls	26	12	13	71	26	31	14	3
	Boys	23	13	10	71	26	33	12	7
13-14	All	12	5	7	82	18	43	21	6
	Girls	13	3	10	85	21	40	25	2
	Boys	12	7	5	80	16	46	17	9
15-17	All	32	18	14	63	31	24	8	5
	Girls	34	19	16	62	30	25	6	4

Boys	30	17	13	65	32	23	9	5
------	----	----	----	----	----	----	---	---

d. having sexual intercourse

		-----Most/a lot-----			-----Some/hardly/None-----				
		NET	Most	A lot	NET	Only some	Hardly any	None (vol.)	No op.
8/9/04	All	27	14	14	70	24	33	12	3
	Girls	30	16	14	68	22	33	13	2
	Boys	25	12	13	72	25	34	12	3
13-14	All	15	7	8	81	15	46	21	4
	Girls	17	10	7	80	14	44	22	3
	Boys	12	4	9	83	16	48	19	5
15-17	All	36	19	17	62	30	25	7	2
	Girls	39	20	18	59	28	25	7	2
	Boys	34	17	17	64	32	25	7	2

Now I have some questions about your sexual experience. If there's anything you feel uncomfortable answering, please just let me know and we'll go on to the next question. All your answers are confidential.

19. Have you EVER (ITEM), or not?

a. kissed someone romantically

		Yes	No	No opin.
8/9/04	All	63	37	*
	Girls	60	40	*
	Boys	66	34	0
13-14	All	49	51	0
	Girls	45	55	0
	Boys	52	48	0
15-17	All	73	27	*
	Girls	70	30	*
	Boys	76	24	0

b. touched someone or been touched in a sexual way

		Yes	No	No opin.
8/9/04	All	44	56	*
	Girls	39	61	*
	Boys	48	52	*
13-14	All	27	73	*
	Girls	24	76	*
	Boys	29	71	0
15-17	All	55	45	*
	Girls	49	51	*
	Boys	61	39	*

c. had oral sex

		Yes	No	No opin.
8/9/04	All	19	81	0

	Girls	13	87	0
	Boys	23	77	0
13-14	All	7	93	0
	Girls	4	96	0
	Boys	9	91	0
15-17	All	27	73	0
	Girls	20	80	0
	Boys	33	67	0

d. had sexual intercourse

		Yes	No	No opin.
8/9/04	All	19	81	0
	Girls	16	84	0
	Boys	22	78	0
13-14	All	7	93	0
	Girls	4	96	0
	Boys	10	90	0
15-17	All	27	73	0
	Girls	24	76	0
	Boys	30	70	0

20. (IF YES TO ANY AT Q19) Where do you usually (do that/do those things)? At school; at home; at someone else's house; at an outdoor place like a park, a field or the woods; in a car; or somewhere else?

		School	Home	Someone else's house	Outdoor place	In a car	Somewhere else	No op.
8/9/04	All	8	28	32	11	3	17	*
	Girls	6	33	31	10	5	16	0
	Boys	11	25	32	11	2	17	1
13-14	All	14	17	28	17	1	22	0
	Girls	10	20	29	14	3	24	0
	Boys	18	15	27	19	0	21	0
15-17	All	6	34	33	8	5	15	1
	Girls	4	38	31	8	6	13	0
	Boys	7	29	35	8	3	16	1

21. (IF YES TO ANY AT Q19) Do your parents know anything about your doing (that/those things), or not? IF YES: Do they know everything, a lot but not everything, just some, or very little about it?

		-----Yes-----					No	
		NET	Everything	A lot	Some	Little	No	op.
8/9/04	All	60	17	21	16	6	39	1
	Girls	66	19	21	18	8	32	1
	Boys	54	15	21	13	5	45	2
13-14	All	59	20	17	17	6	39	2
	Girls	66	23	13	20	11	32	1
	Boys	53	17	20	14	1	44	3
15-17	All	60	15	23	15	7	39	1
	Girls	66	17	25	17	7	32	1

Boys	54	14	21	13	6	45	1
------	----	----	----	----	---	----	---

22. Regardless of what you yourself may or may not have done - in general, do you think it's okay for people your age to hook up -- that is, do sexual things -- or not?

		Yes	No	Depends (vol.)	No opin.
8/9/04	All	30	60	8	2
	Girls	24	67	8	1
	Boys	35	54	8	2
13-14	All	17	73	8	2
	Girls	13	76	10	*
	Boys	20	71	6	3
15-17	All	38	52	8	2
	Girls	31	61	7	2
	Boys	45	43	9	2

23. Specifically, do you think it's okay for people your age to (ITEM), or not?

a. kiss someone romantically

		Yes	No	Depends (vol.)	No op.
8/9/04	All	81	16	2	1
	Girls	78	20	2	1
	Boys	85	13	2	1
13-14	All	68	27	3	2
	Girls	62	34	3	1
	Boys	75	21	2	2
15-17	All	90	9	1	*
	Girls	88	10	1	1
	Boys	91	8	1	*

b. touch someone or be touched in a sexual way

		Yes	No	Depends (vol.)	No op.
8/9/04	All	36	59	4	1
	Girls	30	64	4	2
	Boys	41	55	4	1
13-14	All	20	76	3	1
	Girls	18	79	3	0
	Boys	22	74	3	2
15-17	All	46	48	4	1
	Girls	38	55	4	3
	Boys	54	42	4	0

c. have oral sex

		Yes	No	Depends (vol.)	No op.
8/9/04	All	19	77	2	1

	Girls	12	85	2	1
	Boys	27	70	2	1
13-14	All	7	91	*	1
	Girls	4	94	1	1
	Boys	11	88	0	1
15-17	All	28	68	3	1
	Girls	17	79	3	1
	Boys	38	58	3	1

d. have sexual intercourse

		Yes	No	Depends (vol.)	No op.
8/9/04	All	16	80	3	1
	Girls	10	86	3	1
	Boys	21	75	3	1
13-14	All	5	94	*	1
	Girls	3	96	1	1
	Boys	7	92	0	1
15-17	All	24	72	4	1
	Girls	16	80	4	1
	Boys	31	63	5	1

24. Do you think having sex gives (ITEM) a good reputation, a bad reputation, or doesn't affect their reputation?

a. girls

		Good	Bad	Doesn't affect	No op.
8/9/04	All	4	73	20	4
	Girls	1	85	11	3
	Boys	6	61	28	5
13-14	All	6	69	20	5
	Girls	*	85	11	4
	Boys	11	55	28	6
15-17	All	2	75	20	3
	Girls	1	86	12	2
	Boys	3	65	27	5

b. boys

		Good	Bad	Doesn't affect	No op.
8/9/04	All	37	28	30	5
	Girls	42	31	22	4
	Boys	32	25	37	5
13-14	All	29	35	28	8
	Girls	35	37	20	8
	Boys	23	33	36	8
15-17	All	43	23	31	3
	Girls	47	27	24	2
	Boys	39	19	38	4

25. How concerned are you personally that you might contract AIDS or some other sexually transmitted disease - very concerned, somewhat concerned, not too concerned or not concerned at all?

		-----Concerned-----			----Not concerned----			Not having	No
		NET	Very	Somewhat	NET	Not too	At all	sex (vol.)	op.
8/9/04	All	63	44	20	34	16	18	2	1
	Girls	66	47	19	31	15	16	3	1
	Boys	61	40	21	37	17	19	2	1

26. How concerned are you personally that you might (get pregnant/get someone else pregnant) - very concerned, somewhat concerned, not too concerned or not concerned at all?

		-----Concerned-----			---Not concerned----			Not having	Have	No
		NET	Very	Somewhat	NET	Not too	At all	sex (vol.)	(vol.)	op.
8/9/04	All	59	47	13	38	11	26	2	*	*
	Girls	57	47	9	40	11	29	3	*	*
	Boys	62	47	15	36	12	24	1	0	1
13-14	All	58	47	11	40	12	28	2	*	1
	Girls	57	51	7	39	11	28	2	*	*
	Boys	58	43	15	41	14	27	1	0	1
15-17	All	61	47	14	37	11	26	2	0	*
	Girls	56	45	11	40	11	29	4	0	0
	Boys	65	49	16	33	11	23	1	0	1

27. Do you personally know anyone your age who has gotten pregnant, or not?

		Yes	No	No opin.
8/9/04	All	56	44	0
	Girls	65	35	0
	Boys	48	52	0
13-14	All	35	65	0
	Girls	44	56	0
	Boys	26	74	0
15-17	All	70	30	0
	Girls	79	21	0
	Boys	62	38	0

28. In general, do you feel that homosexuality is OK for some people, or not OK?

		OK	Not OK	No opin.
8/9/04	All	50	48	2
	Girls	56	43	1
	Boys	44	53	3
13-14	All	46	52	2
	Girls	51	48	*
	Boys	40	56	3
15-17	All	52	46	2
	Girls	59	39	2
	Boys	46	51	3

29. Do you personally know anyone who has had AIDS, or some other sexually transmitted disease, or not?

		Yes	No	No opin.
8/9/04	All	25	75	*
	Girls	30	69	*
	Boys	20	80	0
13-14	All	14	86	0
	Girls	19	81	0
	Boys	9	91	0
15-17	All	32	68	*
	Girls	38	62	1
	Boys	27	73	0

30. As far as you know, do you think using a condom is or is not an effective way of preventing AIDS?

		Is	Is not	No opin.
8/9/04	All	63	32	4
	Girls	58	37	5
	Boys	68	28	4
13-14	All	61	32	7
	Girls	56	38	6
	Boys	65	27	7
15-17	All	65	32	3
	Girls	60	36	4
	Boys	70	28	2

31. As far as you know, do you think you can get a sexually transmitted disease from oral sex, or not?

		Yes	No	No opin.
8/9/04	All	80	14	6
	Girls	82	11	7
	Boys	78	18	5
13-14	All	72	18	10
	Girls	77	12	11
	Boys	67	24	9
15-17	All	85	12	3
	Girls	86	10	4
	Boys	85	13	2

32. (IF EVER HAD INTERCOURSE) How often (do you/does your partner) use a condom when you have sexual intercourse: always, most of the time, some of the time, or hardly ever?

	-----Always/Most-----			-----Some/Hardly/Never-----				
	NET	Always	Most of the time	NET	Some of the time	Hardly ever	Never (vol.)	No op.
8/9/04	91	77	14	9	3	4	2	0

33. (IF EVER HAD INTERCOURSE) How often (do you/does your partner) use a birth control drug or device, such as the pill, the patch, the shot, or a diaphragm: Always, most of the time, some of the time, or hardly ever? This does not include the withdrawal or pulling out method.

	-----Always/Most-----			-----Some/Hardly/Never-----				
	NET	Always	Most of the time	NET	Some of the time	Hardly ever	Never (vol.)	No op.
8/9/04	49	41	9	47	8	29	9	4

34. (IF EVER HAD INTERCOURSE) How old were you when you first had sexual intercourse?

	13 or less	14	15	16	17	No op.	Mean	Median
8/9/04	20	23	30	23	3	1	15	15

35. (IF EVER HAD INTERCOURSE) Do you wish you had waited until you were older, or do you feel that was about the right age?

	Wish had waited	Was the right age	Wish had been younger (vol.)	No op.
8/9/04	51	48	1	1

36. (IF EVER HAD INTERCOURSE) Was the first time you had sex planned or unplanned?

	Planned	Unplanned	No opin.
8/9/04	30	70	0

37. (IF EVER HAD INTERCOURSE) Were you using alcohol or drugs the first time you had sex, or not?

	Yes	No	No opin.
8/9/04	12	88	0

38. (IF EVER HAD INTERCOURSE) In your whole life, how many people have you had sexual intercourse with?

	One	Two	Three	Four	5+	No op.	Mean	Median
8/9/04	33	17	15	7	27	*	4	2

39. (IF EVER HAD ORAL SEX) How old were you when you first had oral sex?

	13 or less	14	15	16	17	No op.	Mean	Median
8/9/04	22	22	30	20	3	3	15	15

40. (IF EVER HAD ORAL SEX) Have you mostly given oral sex, or mostly received oral sex? IF NEEDED: Do you usually do it to someone else, or does someone else usually do it to you?

	Given	Received	Both equally (vol.)	No opin.
8/9/04	22	58	18	2

41. Comparing (oral sex) to (sexual intercourse), which do you think is a more intimate activity: (oral sex), (sexual intercourse), or are they both equally intimate?

		Oral sex	Sexual intercourse	Both equally	No opin.
8/9/04	All	7	34	53	6
	Girls	5	34	55	7
	Boys	9	35	51	5
13-14	All	8	27	55	10
	Girls	6	29	54	11
	Boys	10	25	56	9
15-17	All	6	39	51	3
	Girls	4	37	55	4
	Boys	9	41	47	3

42. Do you think teens your age are interested more in having (casual sexual relationships with no attachments), or more in having (a committed sexual relationship with a steady partner)?

		Casual	Committed	No opin.
8/9/04	All	58	36	6
	Girls	59	35	7
	Boys	57	38	5
13-14	All	49	43	8
	Girls	51	39	9
	Boys	47	47	7
15-17	All	64	32	5
	Girls	64	32	5
	Boys	64	32	5

43. How about you? Are you interested more in having (casual sexual relationships with no attachments) or in having (a committed sexual relationship with a steady partner)?

		Casual	Committed	Neither (vol.)	No opin.
8/9/04	All	13	72	11	4
	Girls	8	73	15	3
	Boys	17	71	7	5
13-14	All	15	63	15	7
	Girls	13	61	21	6
	Boys	18	65	10	8
15-17	All	11	78	8	2
	Girls	5	81	12	2
	Boys	17	76	5	3

44. (ASKED IF SAID OK TO HOOK UP AT Q22) Do you think it's OK or not OK for someone your age to hook up -- that is, to do sexual things -- with someone they don't have an emotional relationship with? I mean, just doing it for the sex.

		OK	Not OK	No opin.
8/9/04	All	11	88	1

Girls	5	94	*
Boys	17	82	2

45. (ASKED IF SAID OK TO HOOK UP AT Q22, AND OK TO HOOK UP WITHOUT EMOTIONAL RELATIONSHIP AT Q44) How about oral sex? Do you think it's OK or not OK for someone your age to do that with someone they don't have an emotional relationship with?

	OK	Not OK	No opin.
8/9/04 All	7	92	*
Girls	3	97	*
Boys	12	88	1

46. (ASKED IF SAID OK TO HOOK UP AT Q22, AND OK TO HOOK UP WITHOUT EMOTIONAL RELATIONSHIP AT Q44) How about sexual intercourse? Do you think it's OK or not OK for someone your age to do that with someone they don't have an emotional relationship with?

	OK	Not OK	No opin.
8/9/04 All	7	93	*
Girls	3	97	*
Boys	11	89	1

47. (IF NEVER HAD SEXUAL INTERCOURSE) Would you say you're waiting to have sexual intercourse, or not necessarily waiting but it just hasn't happened yet?

	Waiting to have sexual intercourse	Not necessarily waiting, just hasn't happened yet	No opin.
8/9/04 All	53	45	2
Girls	63	35	2
Boys	43	56	1
13-14 All	44	54	2
Girls	55	43	2
Boys	32	66	2
15-17 All	61	37	1
Girls	70	28	2
Boys	53	46	1

48. (IF WAITING TO HAVE SEXUAL INTERCOURSE) Would you say you're waiting until you're older, until you're in a committed relationship, until you're married, or what?

	Older	Committed relationship	Married	Other	No opin.
8/9/04 All	23	17	58	*	1
Girls	19	13	68	*	1
Boys	29	25	44	1	2

49. As far as you know, have any of your friends made a definite decision not to have sexual intercourse until they are married, or not? IF NECESSARY: Some people call it an "abstinence pledge".

	Yes	No	No opin.
8/9/04 All	59	33	7
Girls	66	28	6
Boys	53	38	9

13-14	All	56	35	9
	Girls	62	31	7
	Boys	50	39	11
15-17	All	62	32	6
	Girls	69	26	5
	Boys	55	38	7

50. Have you ever been in a relationship where you felt things were moving too fast sexually, or not?

		Yes	No	No opin.
8/9/04	All	22	78	*
	Girls	26	74	*
	Boys	19	81	0
13-14	All	18	81	*
	Girls	21	79	*
	Boys	16	84	0
15-17	All	25	75	*
	Girls	29	70	*
	Boys	21	79	0

51. Have you ever done something sexual you didn't really want to do, or not?

		Yes	No	No opin.
8/9/04	All	12	88	0
	Girls	13	87	0
	Boys	10	90	0
13-14	All	8	92	0
	Girls	9	91	0
	Boys	6	94	0
15-17	All	14	86	0
	Girls	16	84	0
	Boys	12	88	0

52. (IF YES TO Q51) For each item I name, please tell me if it is or is not a reason you did that.

a. You were forced to

	Yes	No	No opin.
8/9/04	24	76	1

b. You were under the influence of drugs or alcohol

	Yes	No	No opin.
8/9/04	14	86	0

c. You were talked into it

	Yes	No	No opin.
8/9/04	45	55	0

d. You were too shy or embarrassed to say no

	Yes	No	No opin.
8/9/04	46	54	0

e. You got carried away

	Yes	No	No opin.
8/9/04	58	42	0

f. Other teenagers are doing it

	Yes	No	No opin.
8/9/04	25	74	1

g. You wanted your partner to like you

	Yes	No	No opin.
8/9/04	35	65	0

51/52 NET

	-----Did something didn't really want to-----									
			Drugs/	Talked	Too	Carried	Other	Like	Did	No
	NET	Forced	alcohol	into	shy	away	teens	you	not	op.
8/9/04	12	3	2	5	5	7	3	4	88	0

53. On another subject: for each item I name, please tell me if you use it very often, somewhat often, not too often, or not often at all.

a. The Internet

		-----Often-----			-----Not often/Never-----				No
		NET	Very	Somewhat	NET	Not too	At all	Never	op.
8/9/04	All	74	48	27	25	12	11	3	*
	Girls	79	53	26	20	9	9	2	*
	Boys	70	43	27	30	15	12	3	0
13-14	All	68	45	23	32	15	13	3	*
	Girls	76	52	23	24	12	10	2	*
	Boys	61	38	23	39	18	17	4	0
15-17	All	79	50	29	21	10	9	2	0
	Girls	82	54	28	18	7	9	2	0
	Boys	76	46	30	24	13	9	2	0

b. E-mail

		-----Often-----			-----Not often/Never-----				No
		NET	Very	Somewhat	NET	Not too	At all	Never	op.
8/9/04	All	57	37	20	43	17	19	7	*
	Girls	66	45	21	34	14	15	5	0
	Boys	48	30	18	51	19	23	10	*
13-14	All	48	31	17	52	20	23	9	*
	Girls	59	41	18	41	20	16	5	0

	Boys	38	22	16	61	20	29	12	1
15-17	All	63	41	22	37	15	16	6	0
	Girls	71	47	24	29	10	14	5	0
	Boys	55	35	20	45	18	18	8	0

c. Instant messaging, or I-M'ing

		-----Often-----			-----Not often/Never-----				No
		NET	Very	Somewhat	NET	Not too	At all	Never	op.
8/9/04	All	57	43	14	43	10	21	12	1
	Girls	62	51	11	38	10	19	8	*
	Boys	52	36	17	48	10	22	16	0
13-14	All	50	37	12	50	11	25	15	*
	Girls	58	50	8	42	12	22	8	1
	Boys	42	25	17	58	10	27	21	0
15-17	All	62	47	15	38	10	18	11	0
	Girls	65	52	13	35	9	18	9	0
	Boys	59	42	17	41	10	19	12	0

54. (IF USE E-MAIL) Do you use e-mail to talk about sex with your friends, or not?

		Yes	No	No opin.
8/9/04	All	6	94	0
	Girls	6	94	0
	Boys	6	94	0

55. (IF USE INSTANT MESSAGING) Do you use instant messaging, or I-M'ing to talk about sex with your friends, or not?

		Yes	No	No opin.
8/9/04	All	14	86	0
	Girls	12	88	0
	Boys	17	83	0

56. (IF USE INTERNET) How often do you receive e-mail spam or pop-up ads about sex or pornography web sites on the Internet - very often, somewhat often, only occasionally, or hardly ever?

		-----Often-----			-----Not often/Never-----				No
		NET	Very	Somewhat	NET	Occas.	Hardly	Never	op.
8/9/04	All	35	23	12	65	21	39	5	0
	Girls	36	22	14	64	23	36	5	0
	Boys	34	23	11	66	20	41	5	0
13-14	All	26	16	10	74	20	47	7	0
	Girls	27	15	12	73	20	47	6	0
	Boys	26	18	9	74	20	47	8	0
15-17	All	41	27	14	59	22	33	4	0
	Girls	42	27	16	58	25	29	3	0
	Boys	40	27	13	60	20	37	4	0

57. (IF USE INTERNET) Have you ever visited a sex or pornography website on the Internet, or not? IF YES: Is that something you do regularly, or not?

		-----Yes-----			No	
		NET	Regularly	Not regularly	No	opin.
8/9/04	All	29	3	27	71	0
	Girls	13	0	13	87	0
	Boys	45	5	40	55	0
13-14	All	25	2	23	75	0
	Girls	14	0	14	86	0
	Boys	36	4	32	64	0
15-17	All	32	3	29	68	0
	Girls	12	0	12	88	0
	Boys	51	6	46	49	0

58. (IF USE INTERNET) Have you ever visited an Internet chat room where sex was being discussed, or not?

		Yes	No	No opin.
8/9/04	All	35	65	0
	Girls	35	65	0
	Boys	36	64	0
13-14	All	26	74	0
	Girls	27	73	0
	Boys	25	75	0
15-17	All	41	59	0
	Girls	40	60	0
	Boys	43	57	0

59. (IF VISITED INTERNET CHAT ROOM) Have you done that very often, somewhat often, not too often, or not often at all?

		-----Often-----			-----Not often-----			No
		NET	Very	Somewhat	NET	Not too	At all	opin.
8/9/04		9	1	8	91	27	64	*

60. (IF VISITED INTERNET CHAT ROOM) Have you ever participated in one of those online sex chats, or not?

		Yes	No	No opin.
8/9/04		9	91	0

END